



# **Towards** **a unified coordinate method** **for** **compressible multifluid problems**

Keh-Ming Shyue

Department of Mathematics

National Taiwan University

Taiwan

# Talk Outline

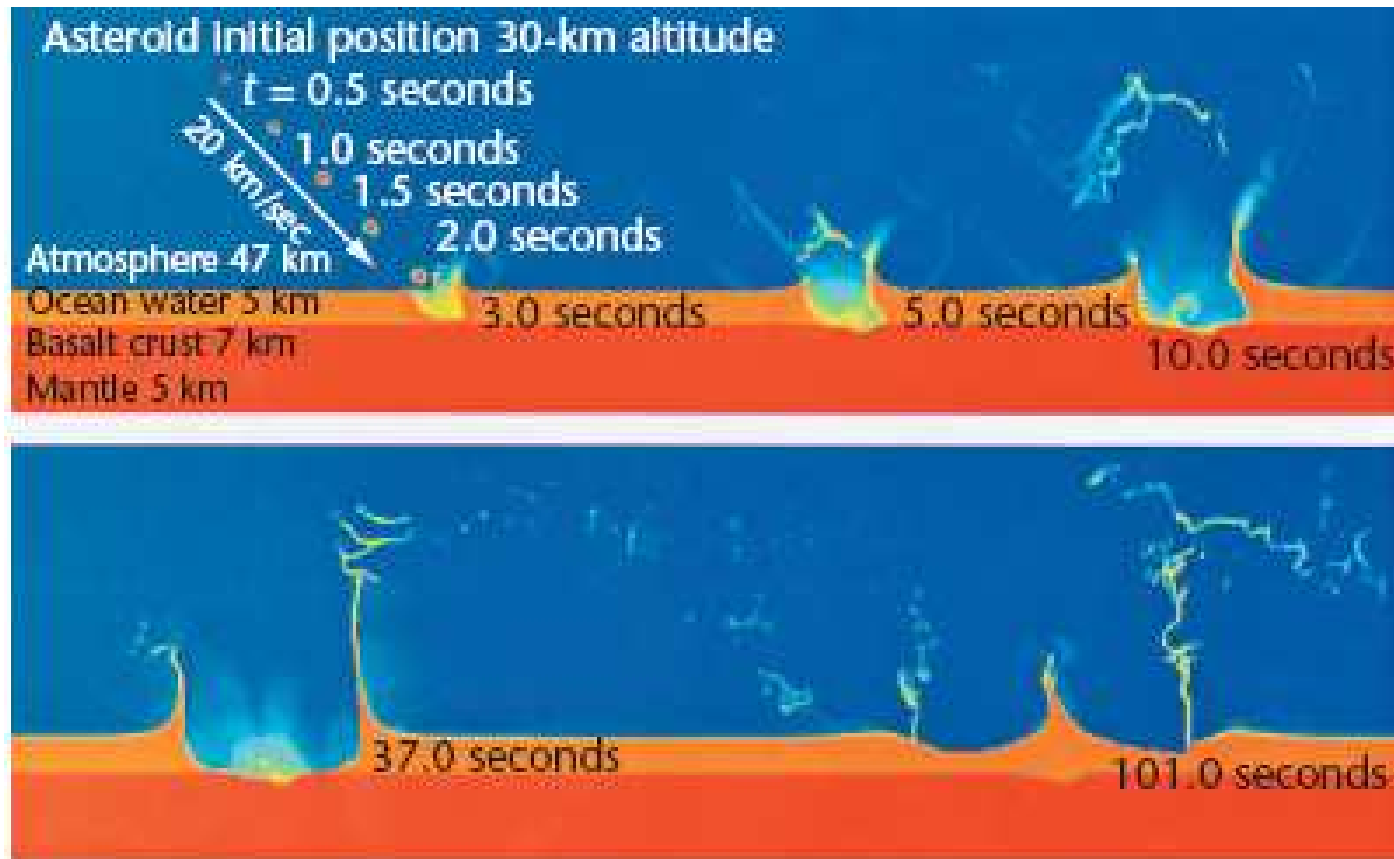


- Model scientific problem
- Mathematical formulation
  - Basic compressible flow model
  - Grid movement conditions
  - Multifluid extension
- Numerical discretization
  - Generalized Riemann problem
  - Godunov-type  $f$ -wave method
- Sample examples
- Future direction

# Model Scientific Problem



## Asteroid impact problem



# Fundamental Challenges



- Mathematical model aspect
  - **Incompressible** or **compressible** flow modelling ?
  - Equations of motion & constitutive laws
    - Gas phase: **air**
    - Liquid phase: ocean **water**
    - Solid phase: **asteroid**, basalt crust, mantle
  - **Interface** conditions ?
  - Mass transfer, cavitation, fracture, ...
- Numerical method aspect
  - Multiphase, multiscale, **Eulerian** or **Lagrangian** type method ?

# Preliminary



- Basic facts
  - Lagrangian method resolve material or slip lines sharply if no grid tangling
  - Generalized curvilinear grid is often superior to Cartesian when employed in numerical methods for complex fixed or moving geometries

# Preliminary



- Basic facts
  - Lagrangian method resolve material or slip lines sharply if no grid tangling
  - Generalized curvilinear grid is often superior to Cartesian when employed in numerical methods for complex fixed or moving geometries
- Previous work done by Eulerian compressible solver
  - Falling liquid drop problem
  - Shock-bubble interaction
  - Flying Aluminum-plate problem
  - Falling rigid object in water tank

# Preliminary

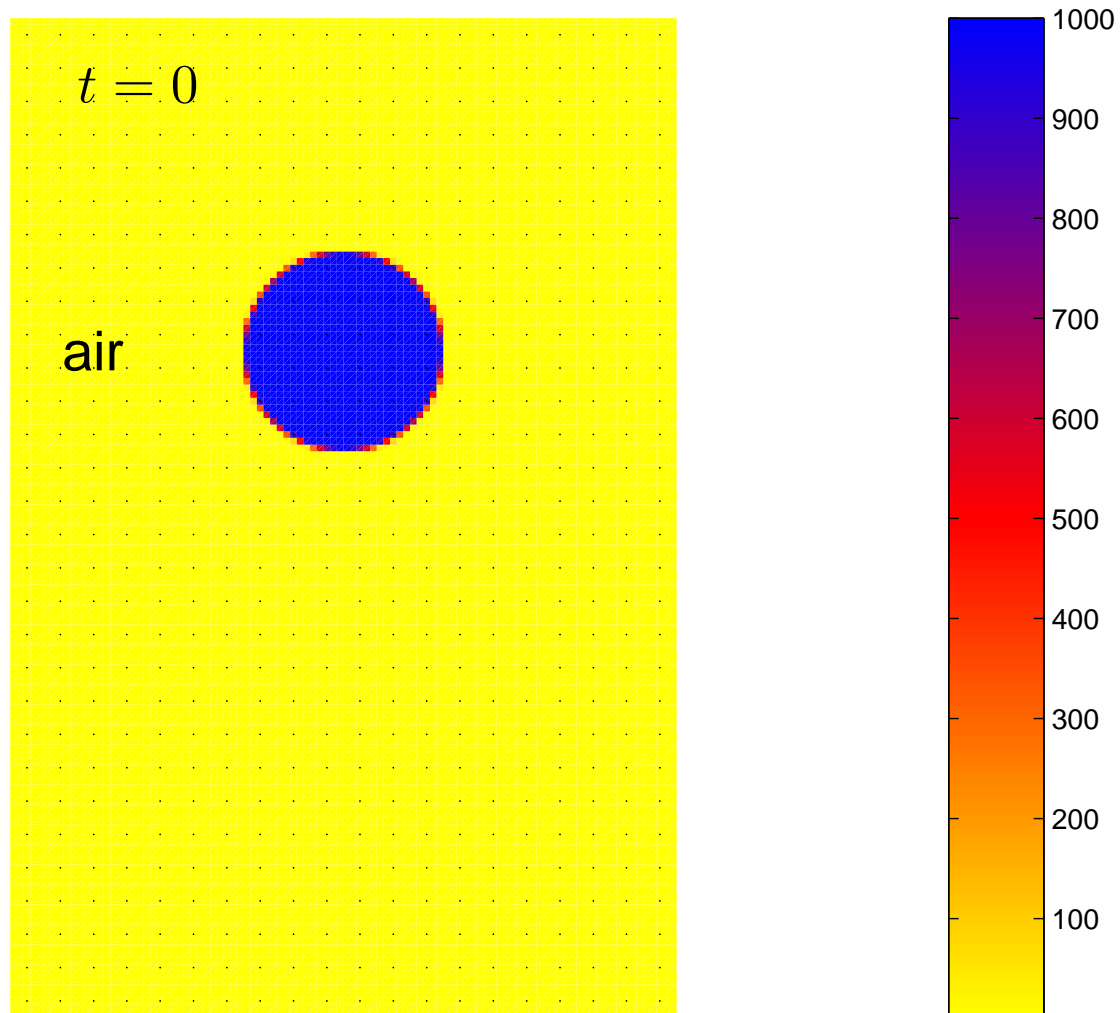


- Basic facts
  - Lagrangian method resolve material or slip lines sharply if no grid tangling
  - Generalized curvilinear grid is often superior to Cartesian when employed in numerical methods for complex fixed or moving geometries
- Previous work done by Eulerian compressible solver
  - Falling liquid drop problem
  - Shock-bubble interaction
  - Flying Aluminum-plate problem
  - Falling rigid object in water tank
- Search for more robust method (work in progress)

# Falling Liquid Drop Problem

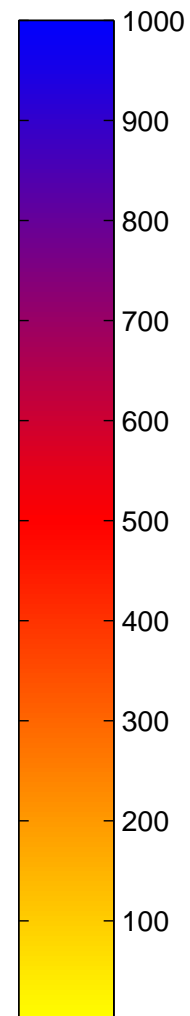
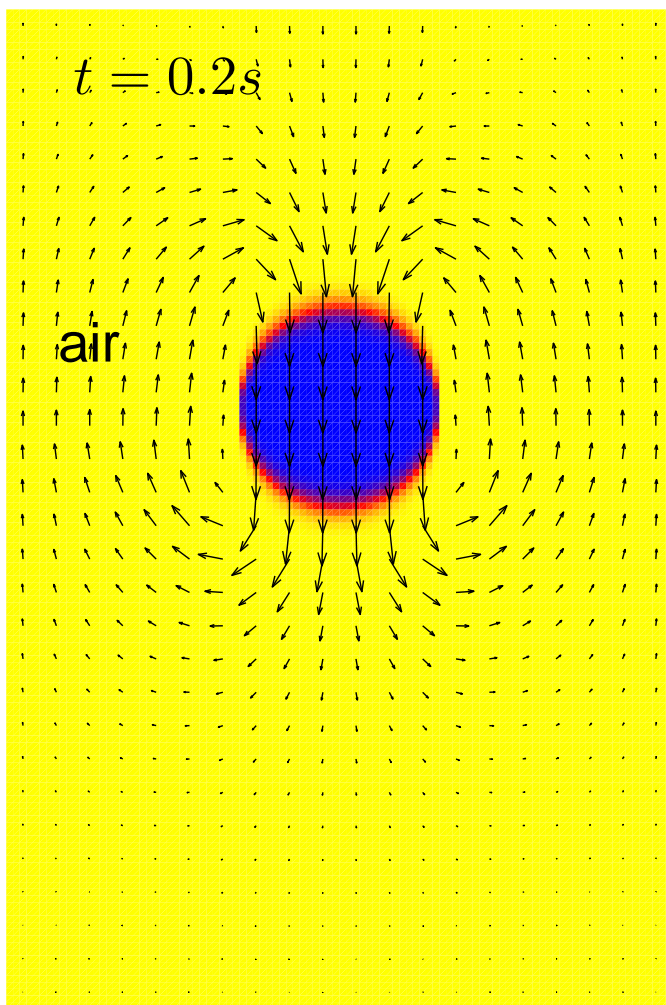


- Interface capturing with gravity





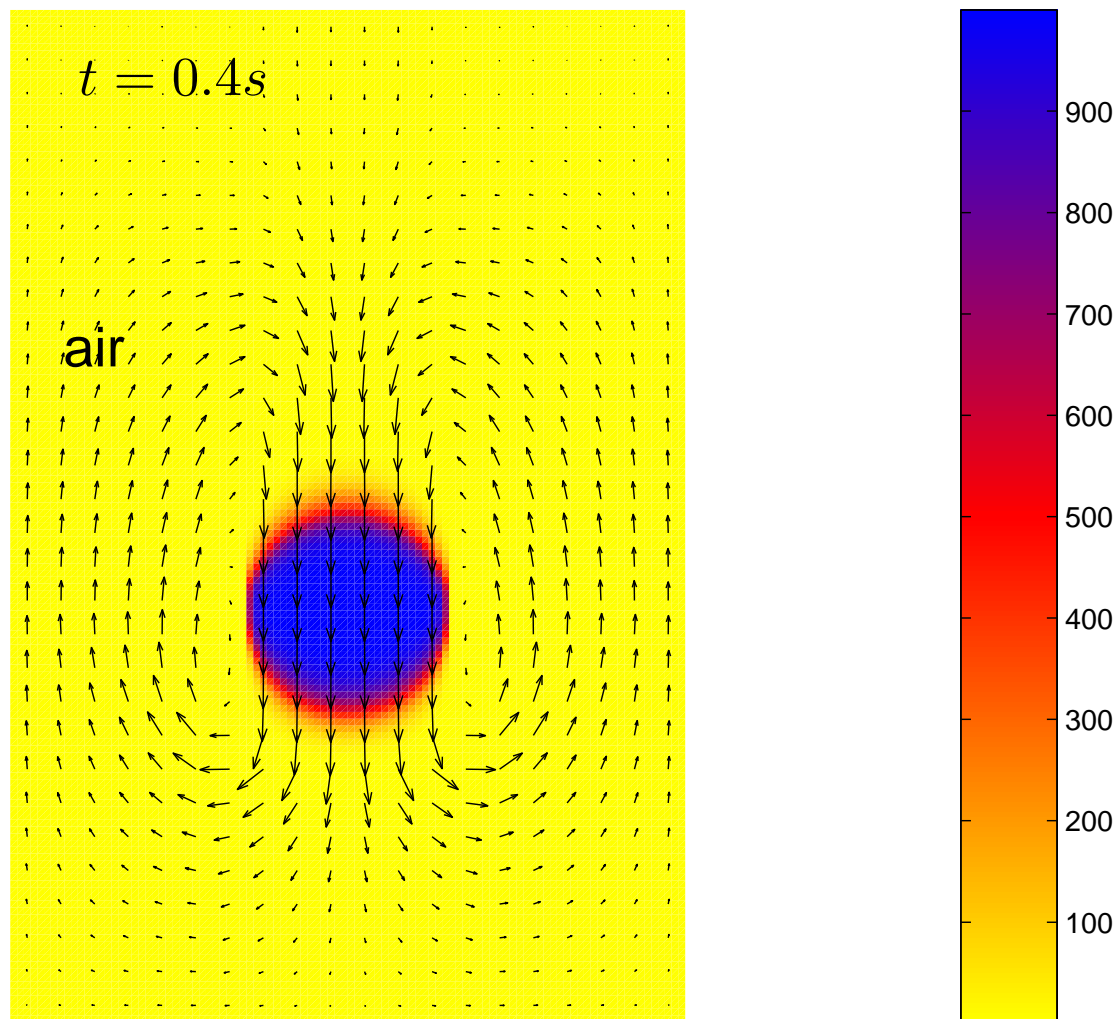
# Falling Liquid Drop Problem



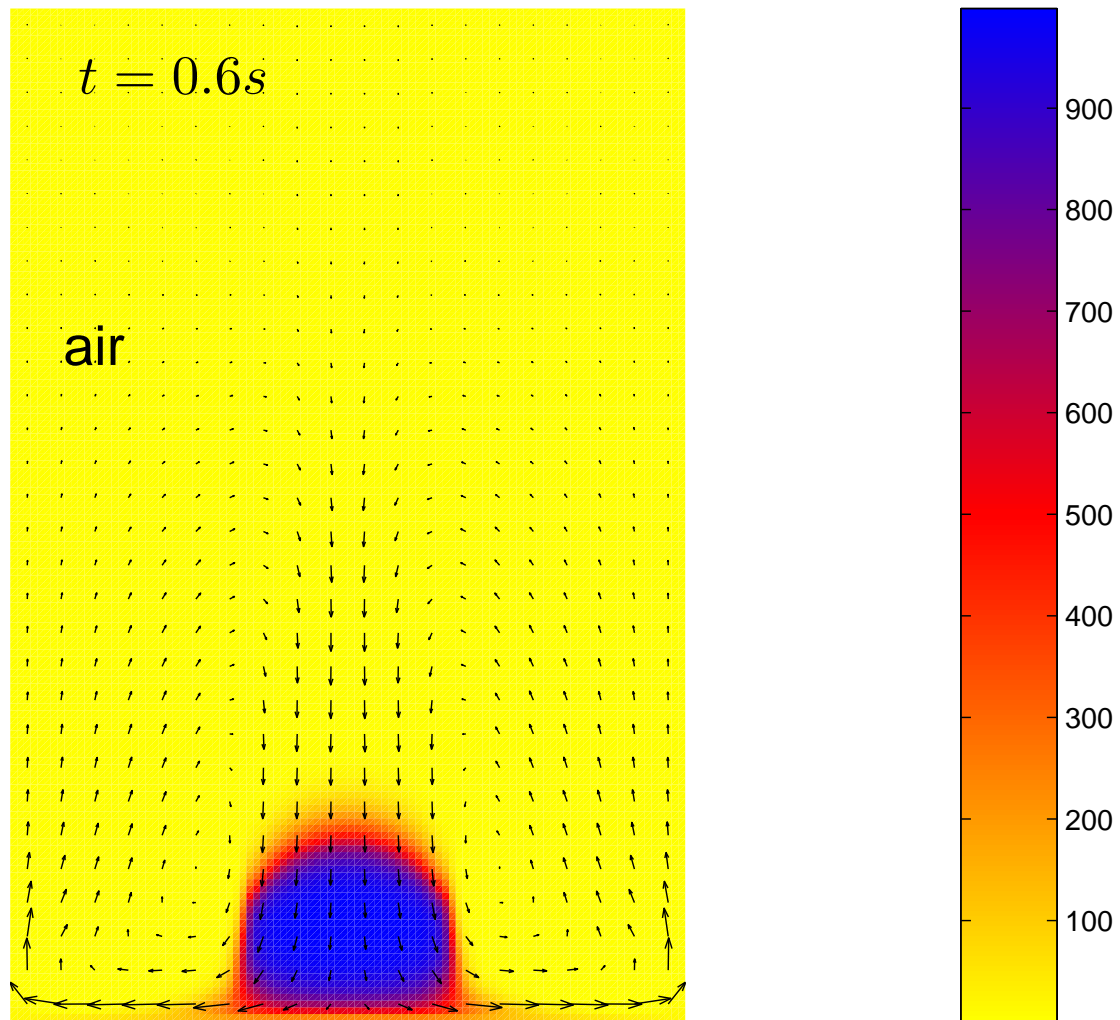
# Falling Liquid Drop Problem



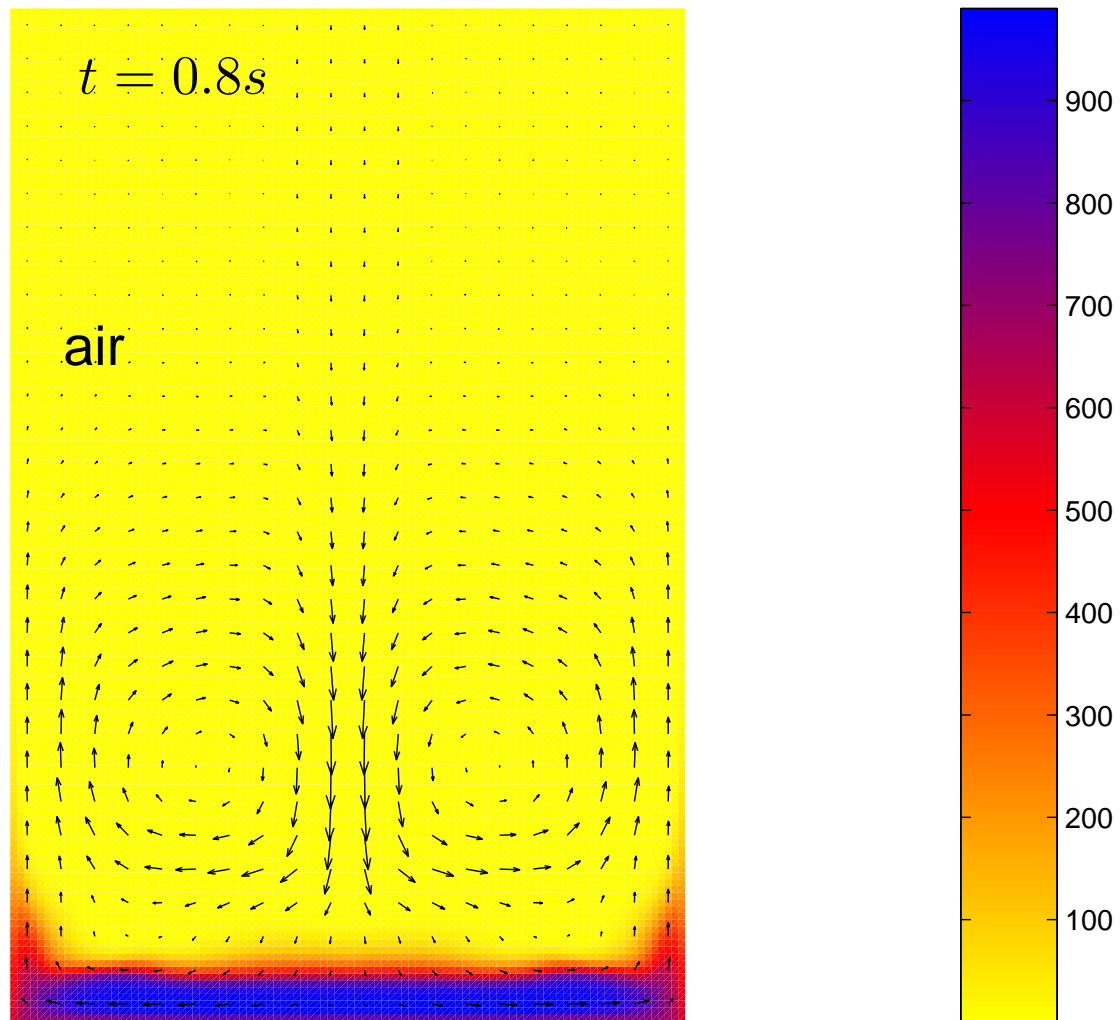
- Interface **diffused** badly



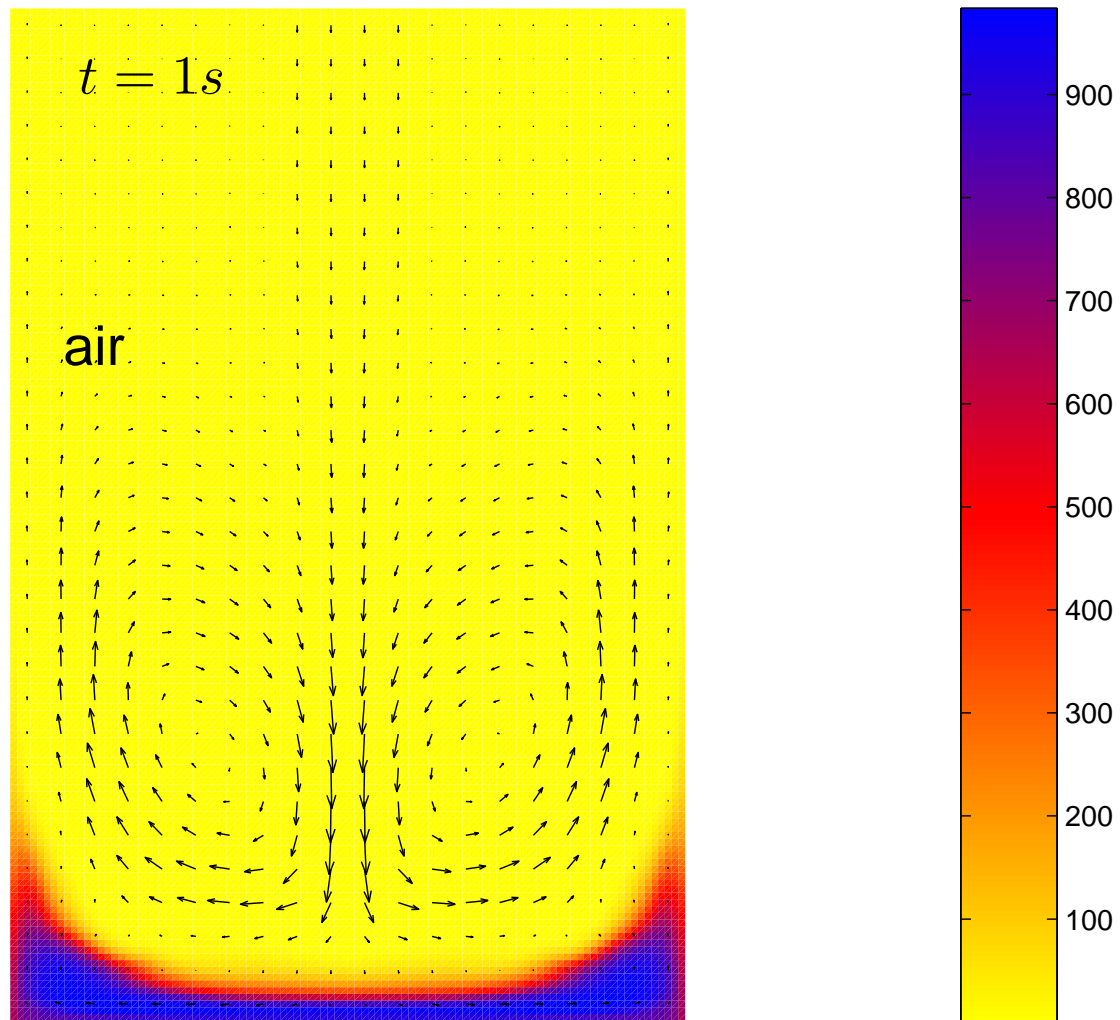
# Falling Liquid Drop Problem



# Falling Liquid Drop Problem



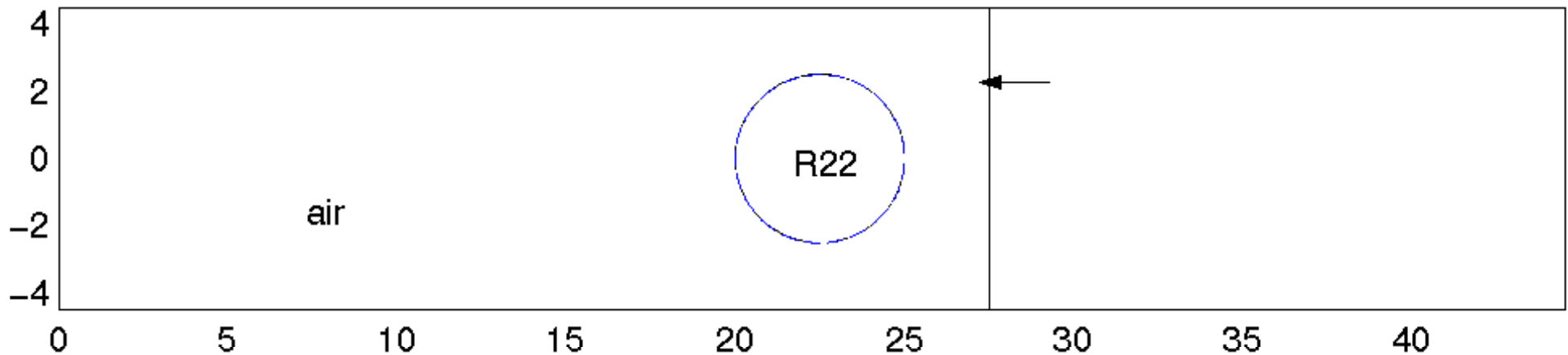
# Falling Liquid Drop Problem



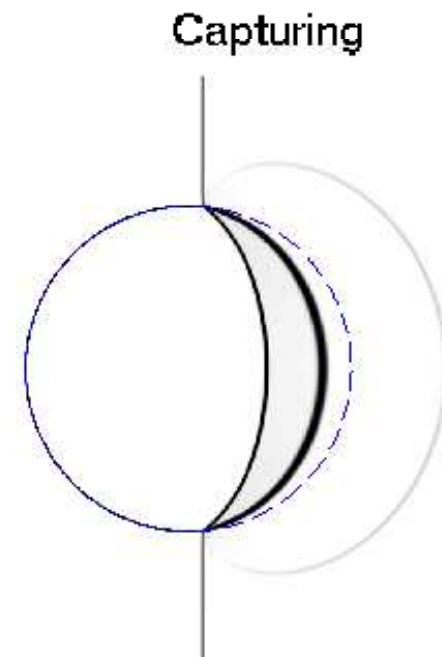
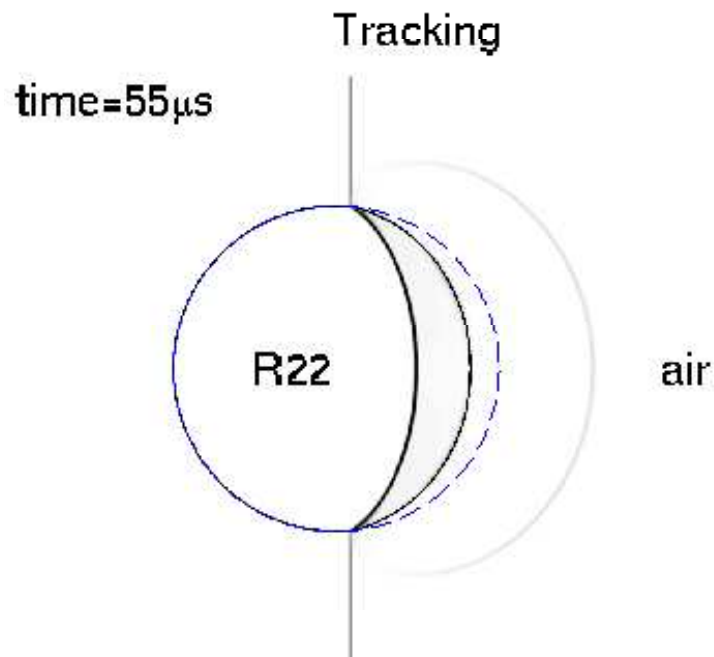
# Shock-Bubble Interaction



- **Volume** tracking for material interface



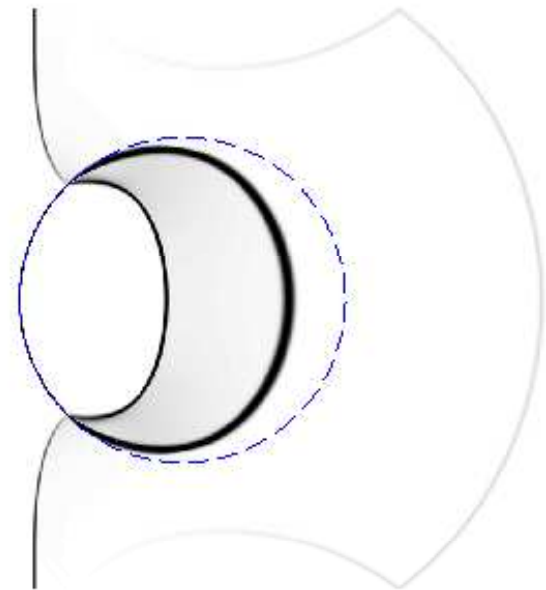
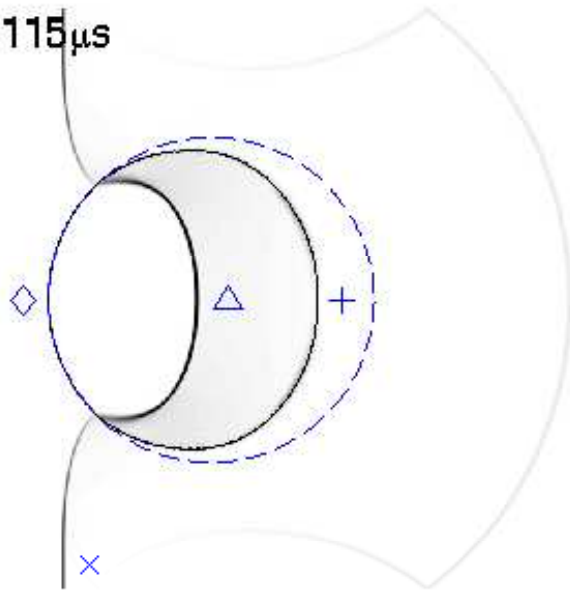
# Shock-Bubble Interaction



# Shock-Bubble Interaction



time = 115  $\mu$ s

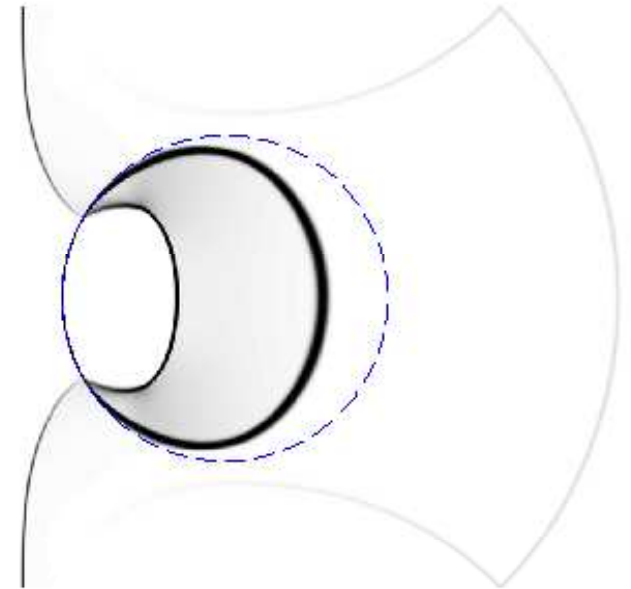
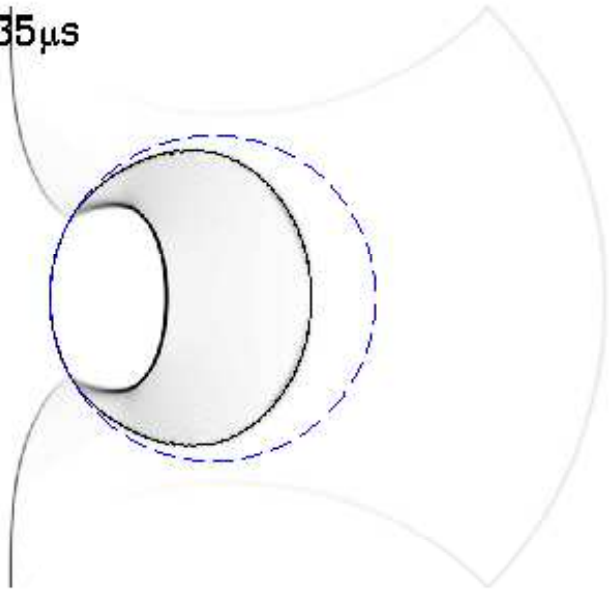




# Shock-Bubble Interaction




time = 135  $\mu$ s



# Shock-Bubble Interaction



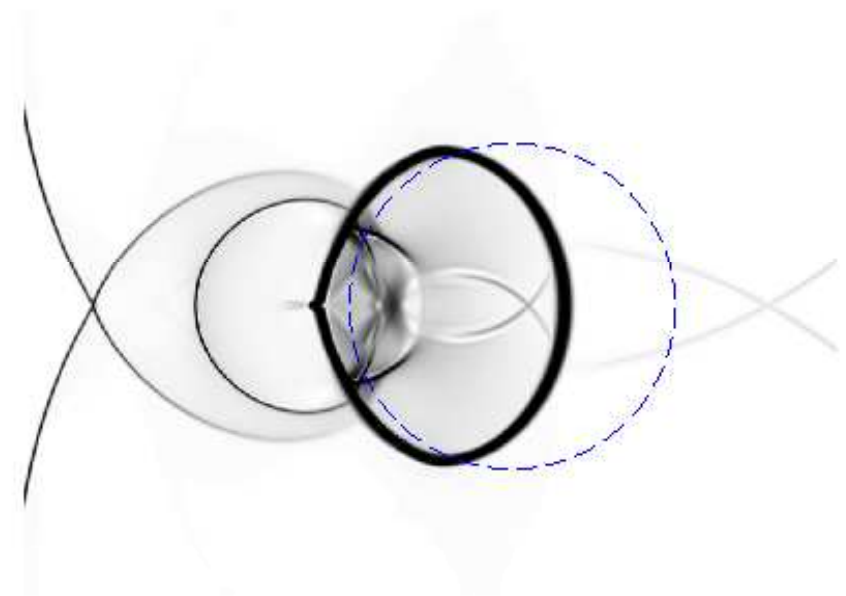
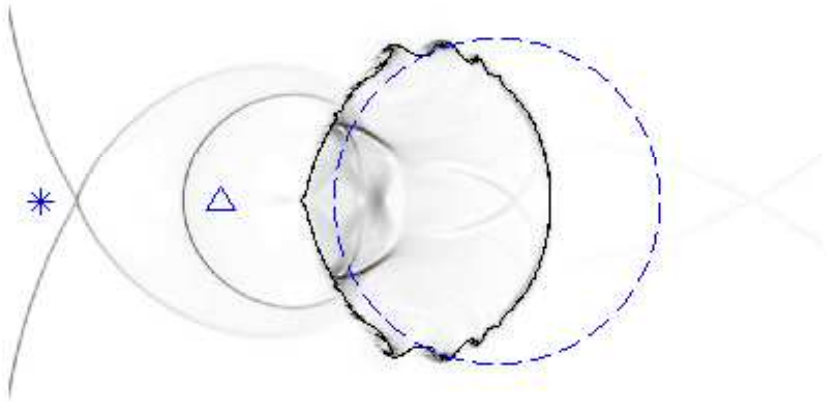
time = 187  $\mu$ s



# Shock-Bubble Interaction



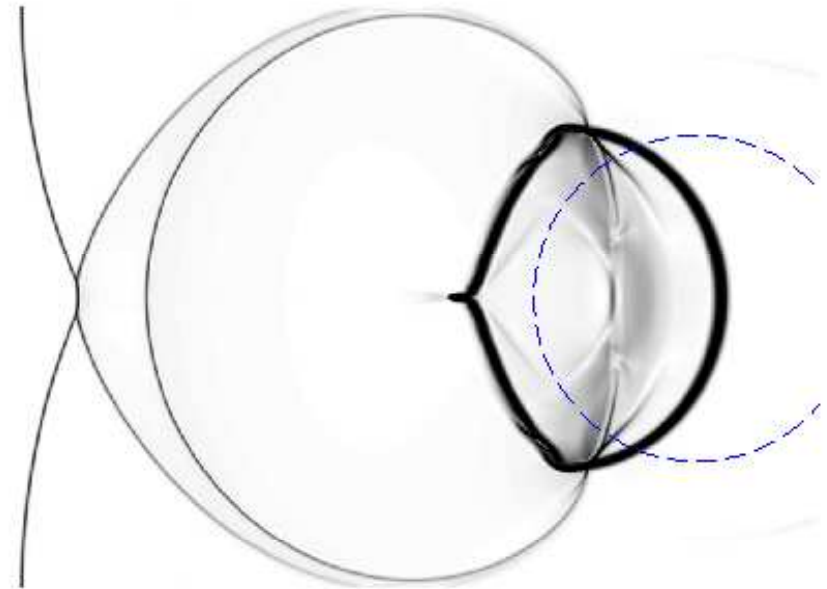
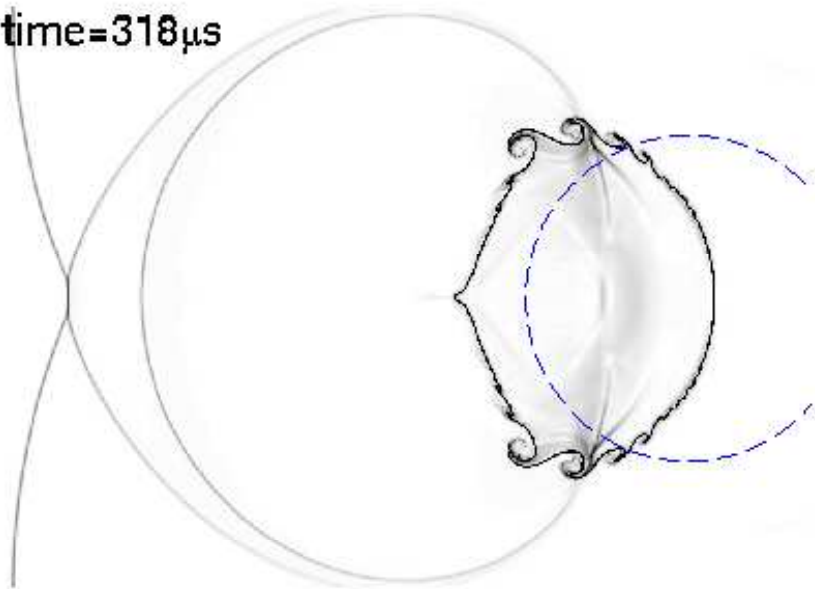
time=247  $\mu$ s



# Shock-Bubble Interaction



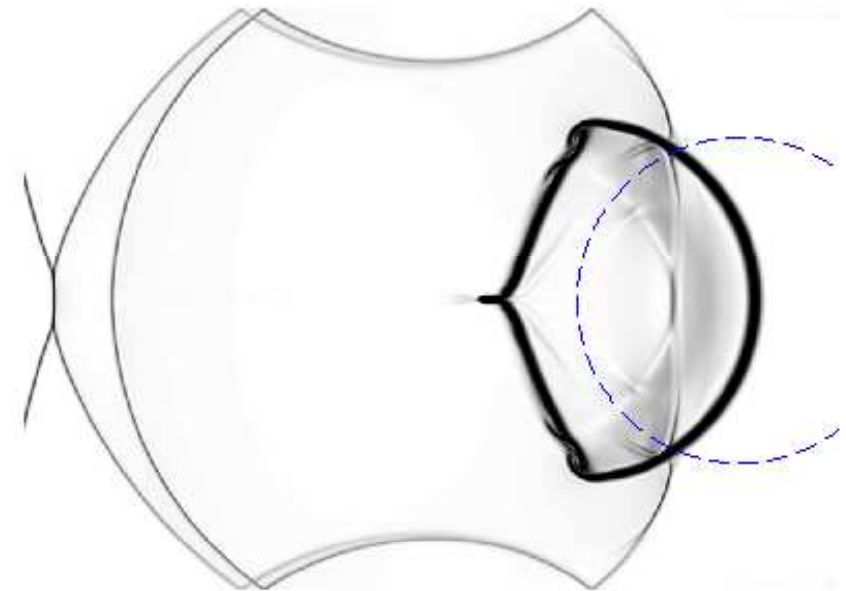
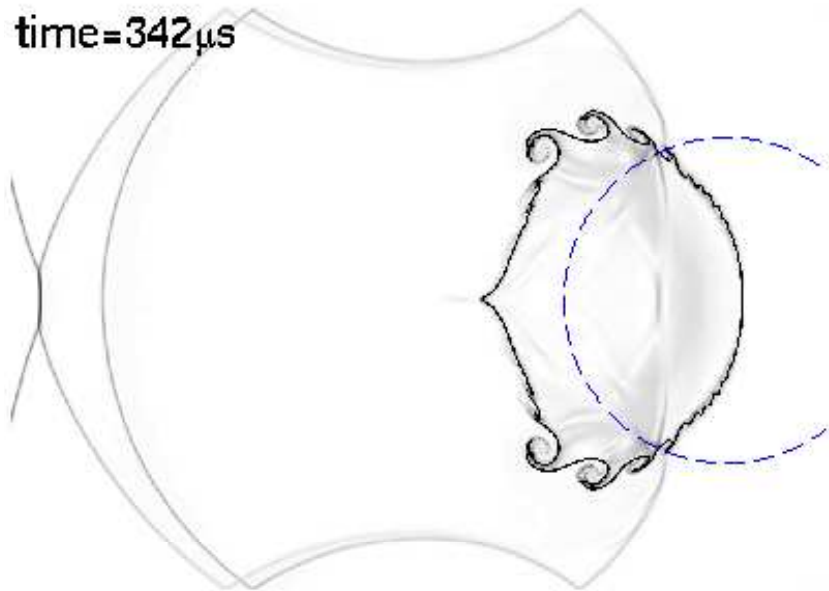
time=318 $\mu$ s



# Shock-Bubble Interaction



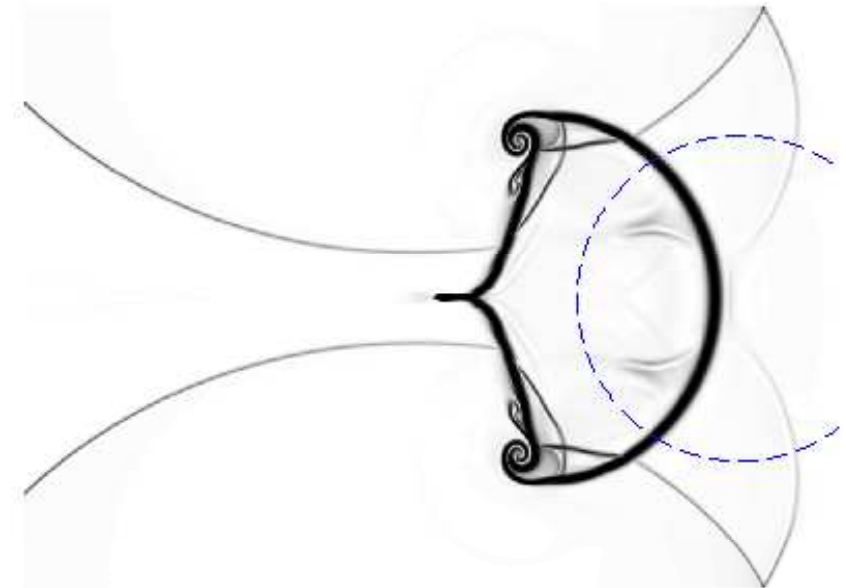
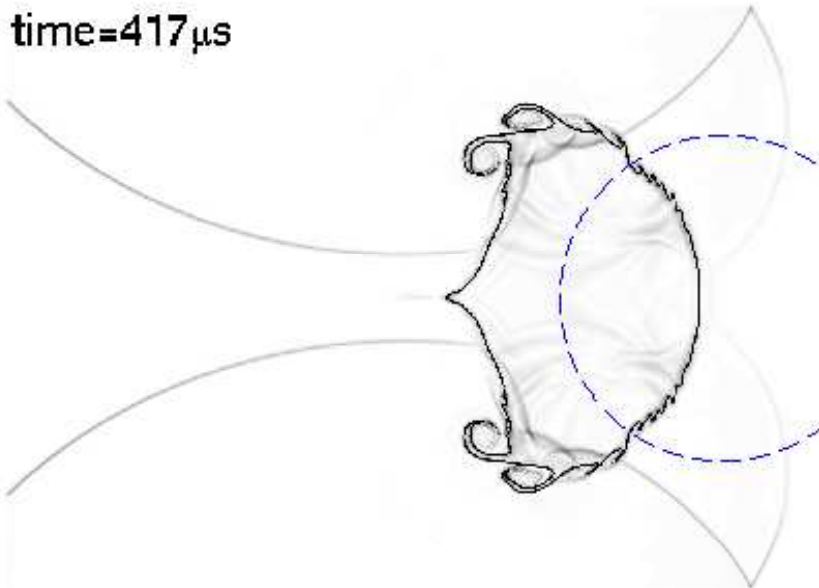
time=342 $\mu$ s



# Shock-Bubble Interaction



time=417 $\mu$ s

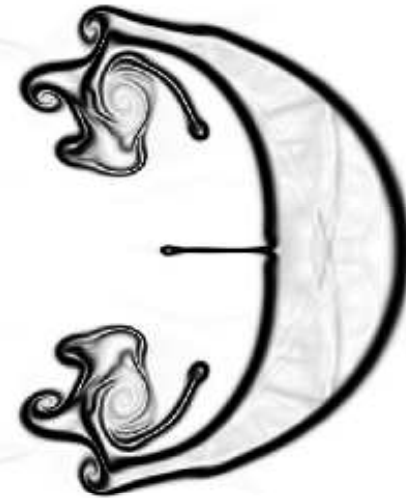
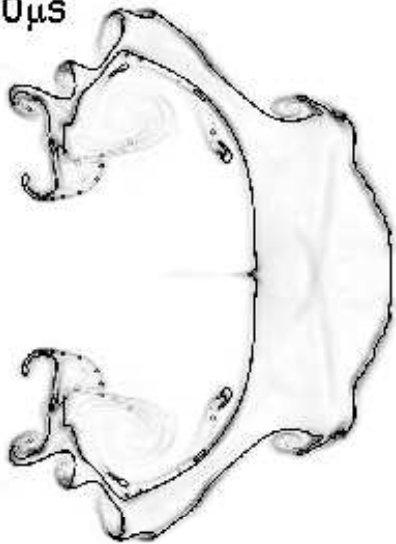


# Shock-Bubble Interaction



- **Small** moving irregular cells: **stability** & **accuracy**

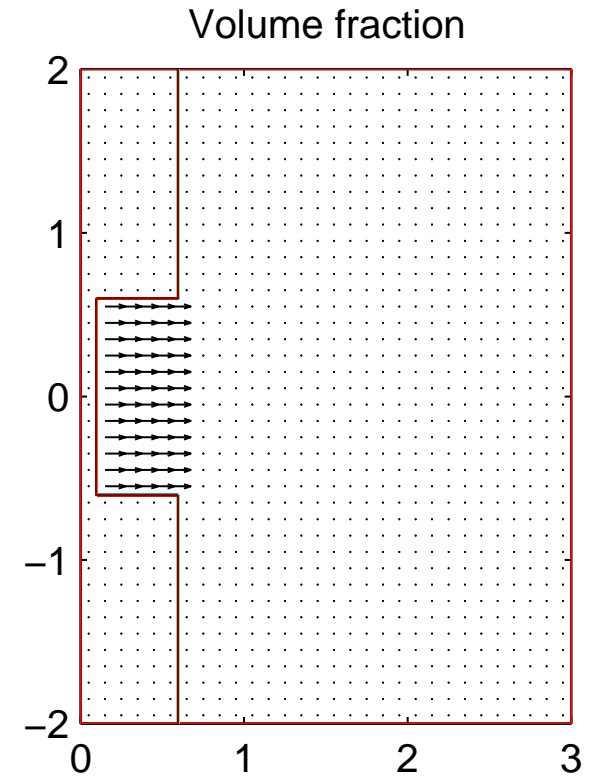
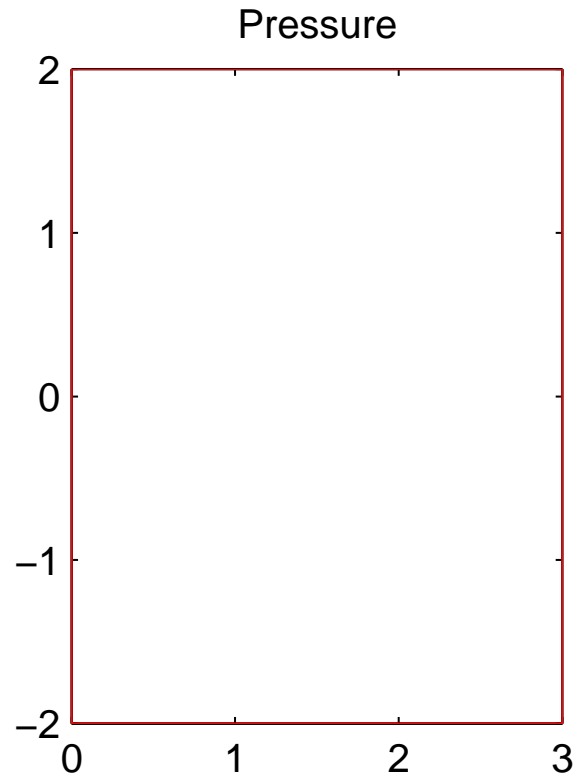
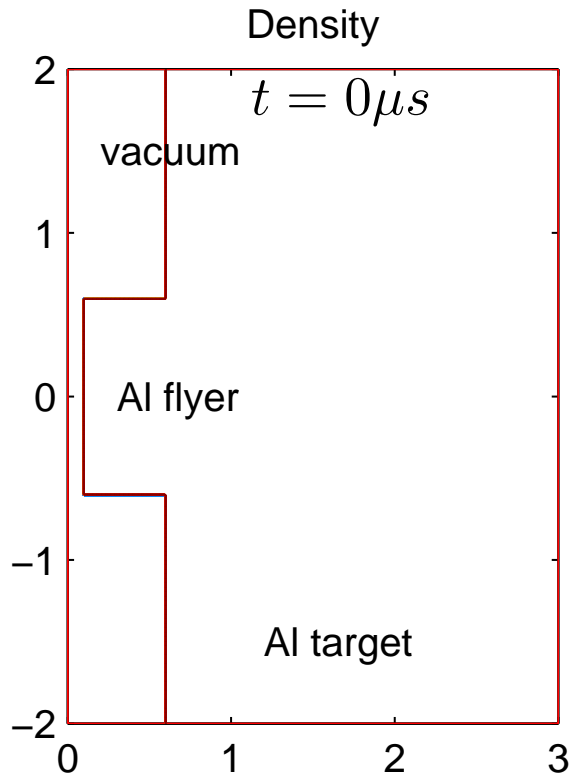
time = 1020  $\mu$ s



# Flying Aluminum-plate problem

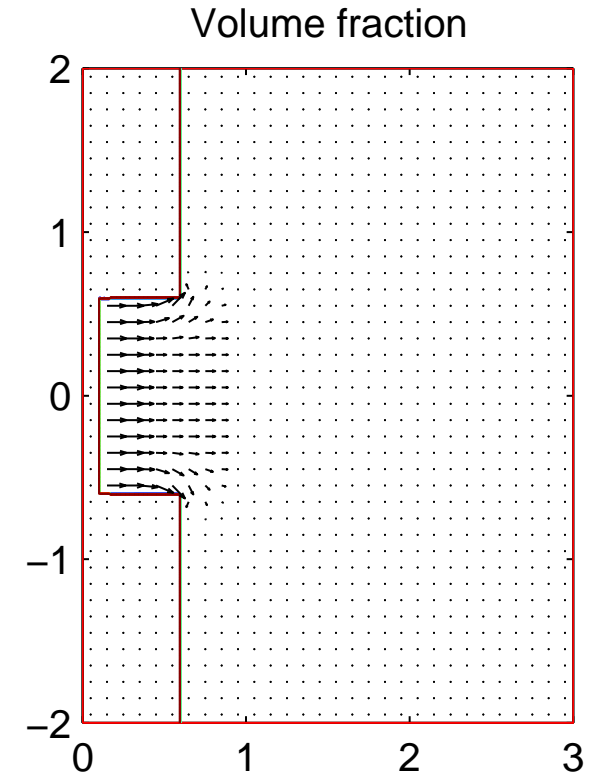
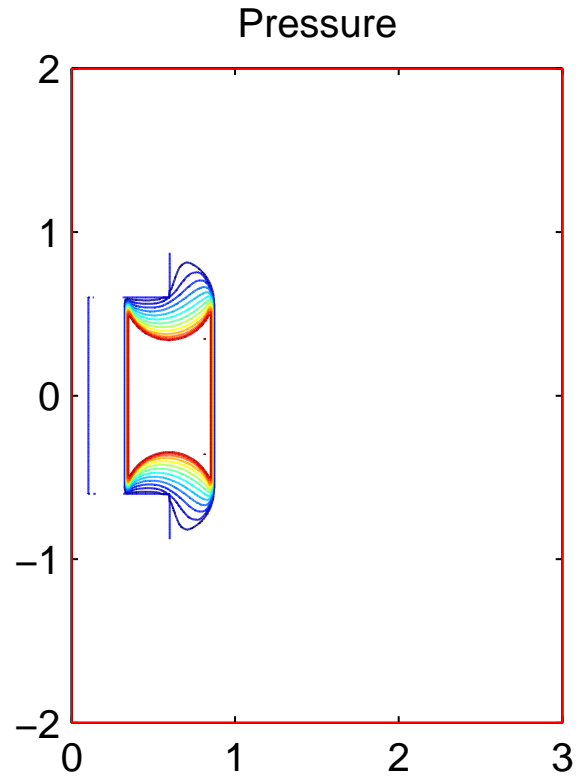
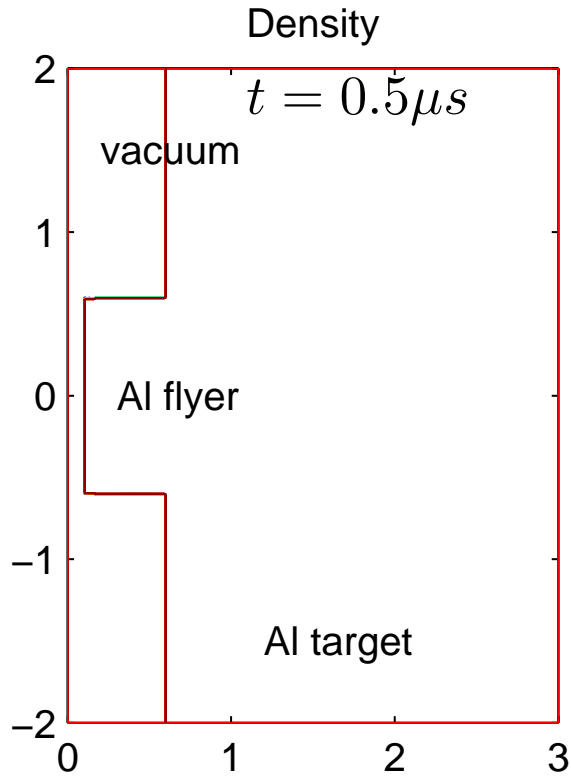


## ● Vacuum-Al interface tracking

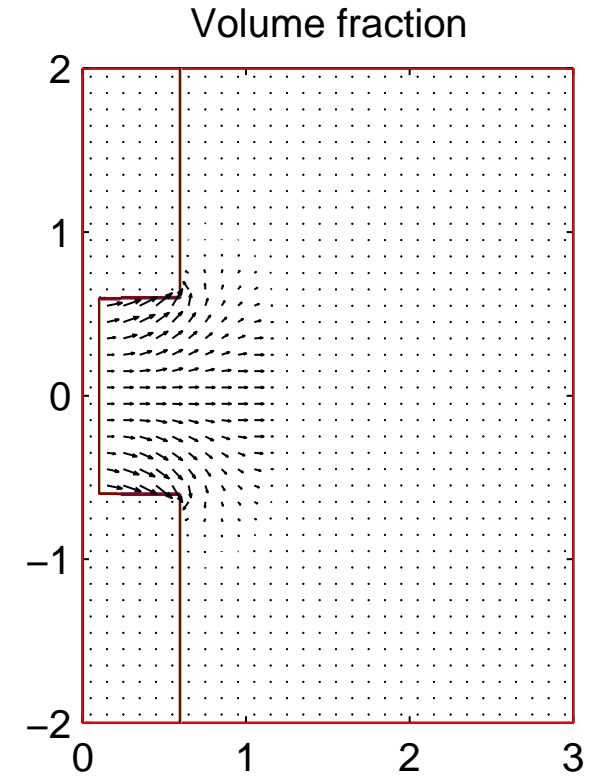
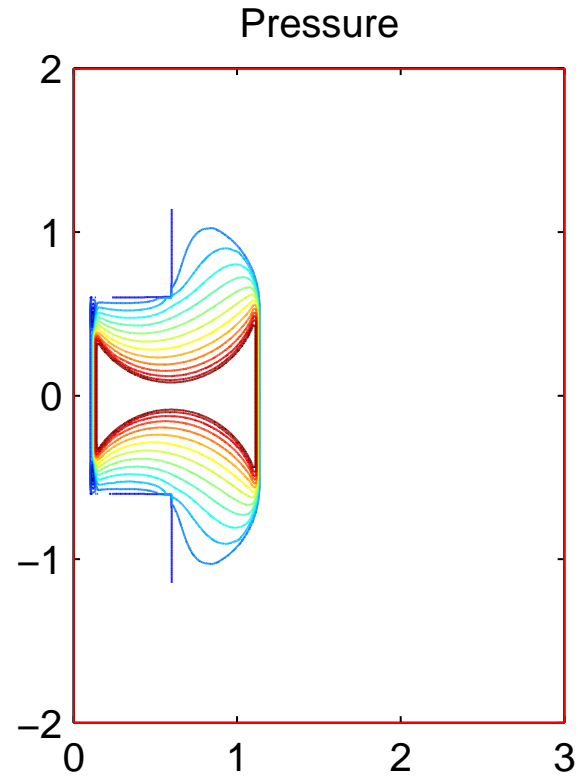
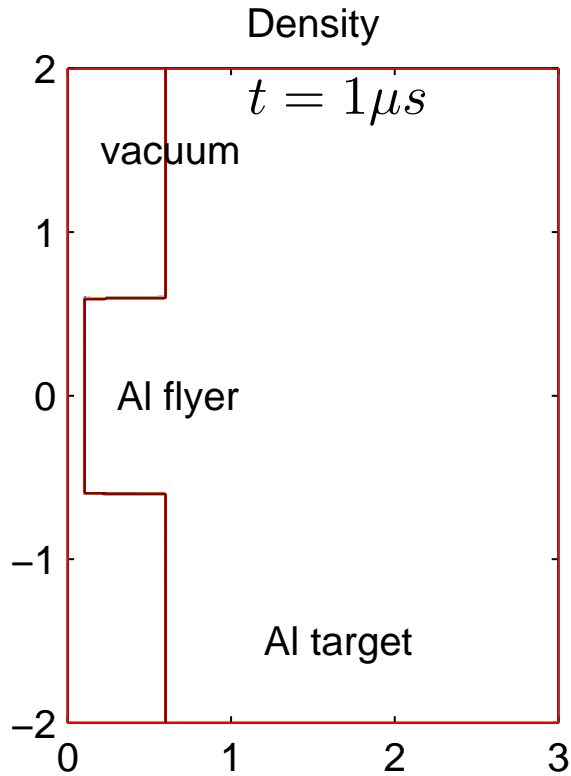




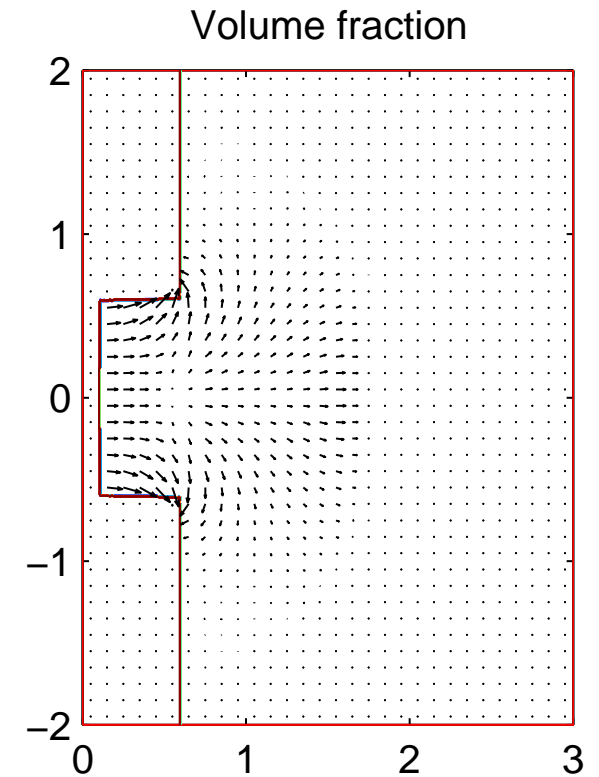
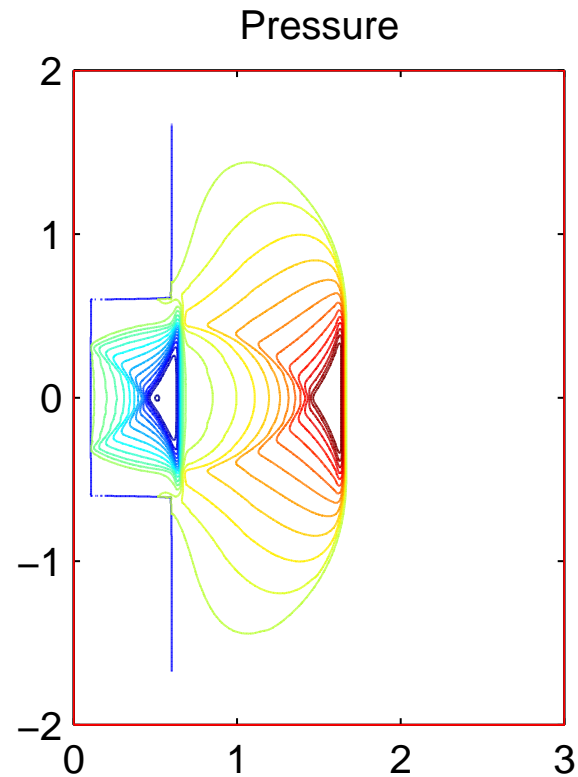
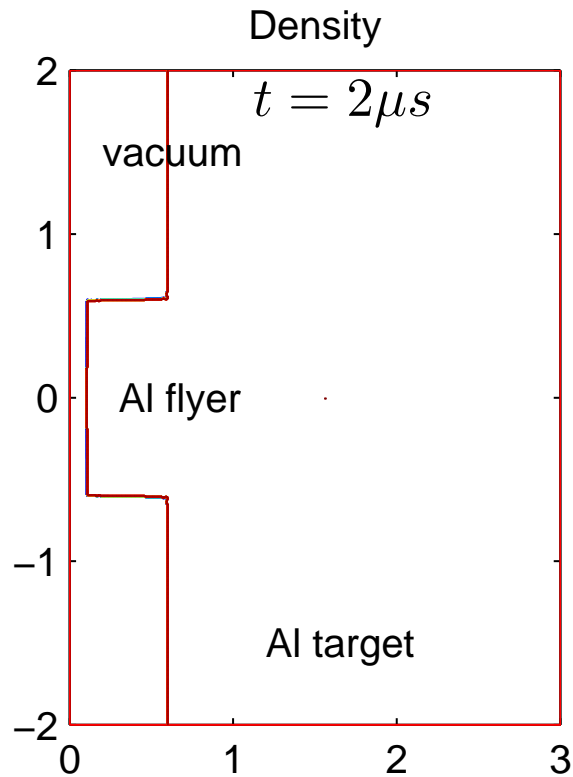
# Flying Aluminum-plate problem



# Flying Aluminum-plate problem



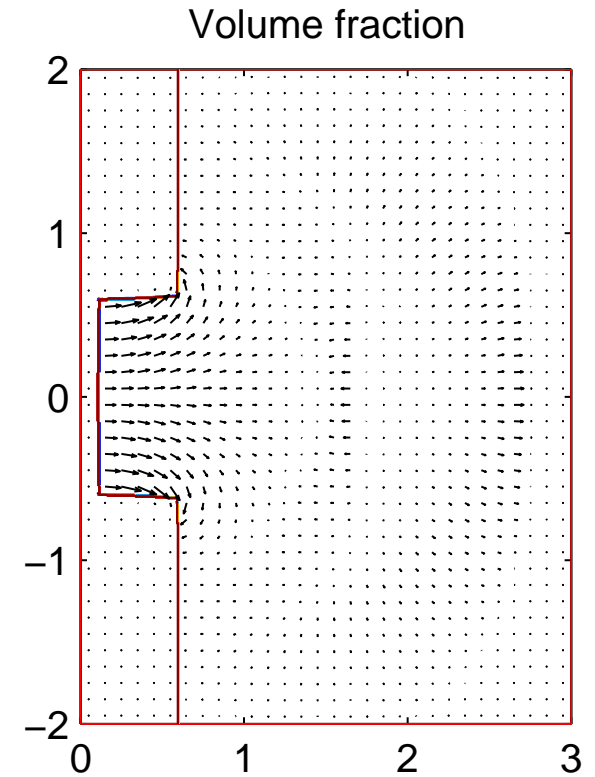
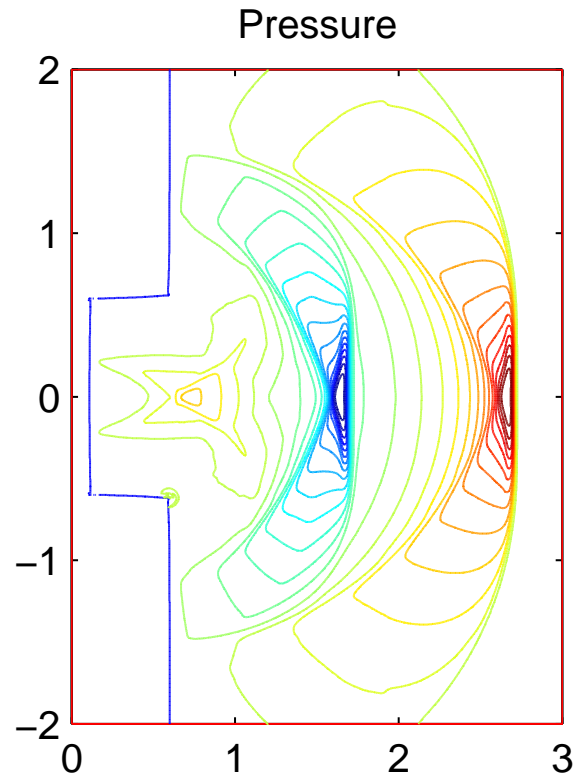
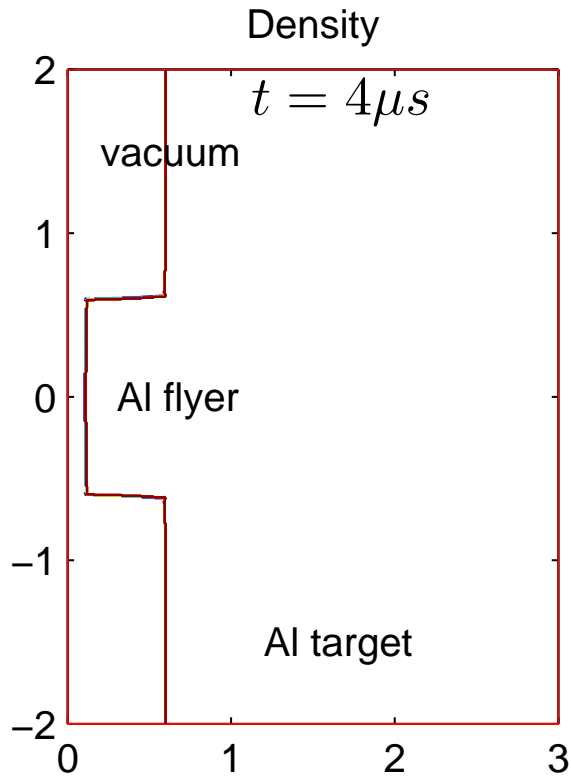
# Flying Aluminum-plate problem



# Flying Aluminum-plate problem



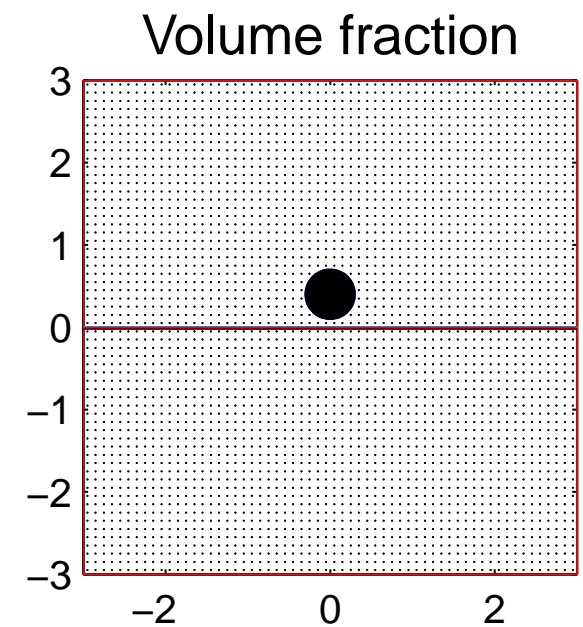
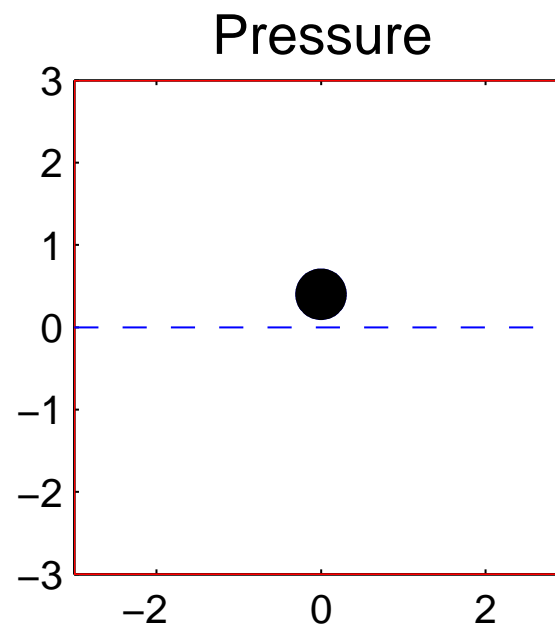
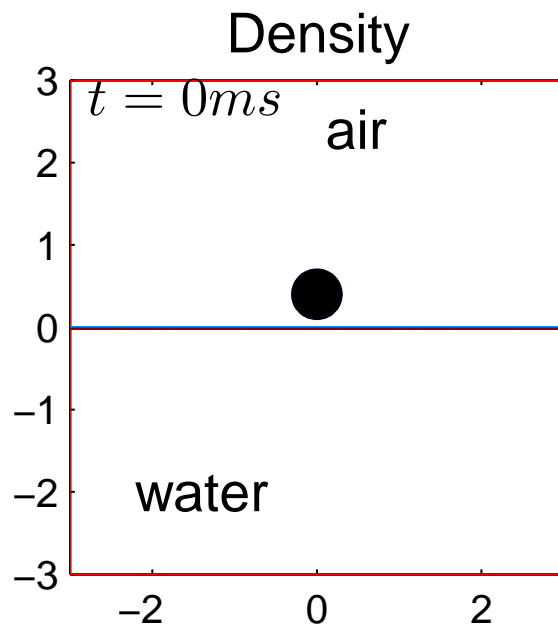
- Small moving irregular cells: **stability** & **accuracy**



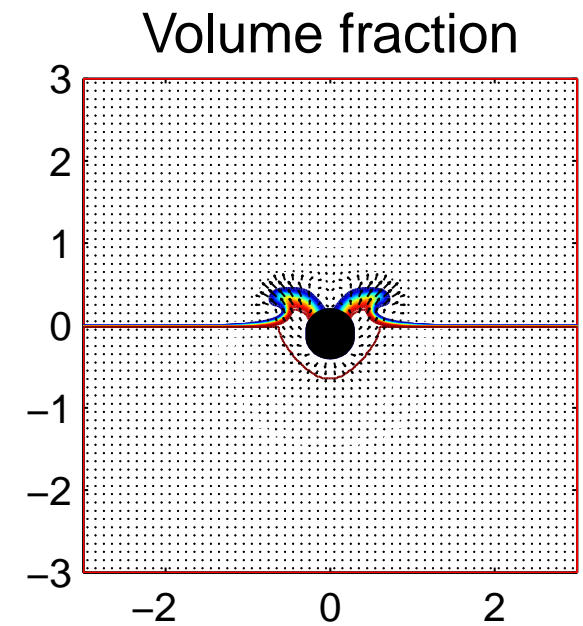
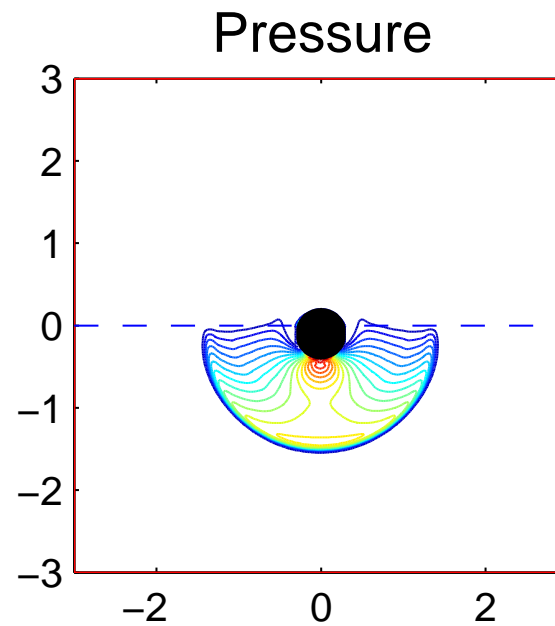
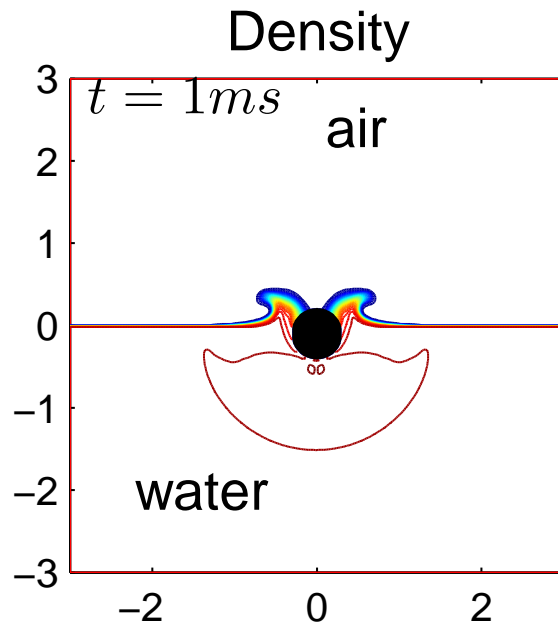
# Falling Rigid Object in Water Tank



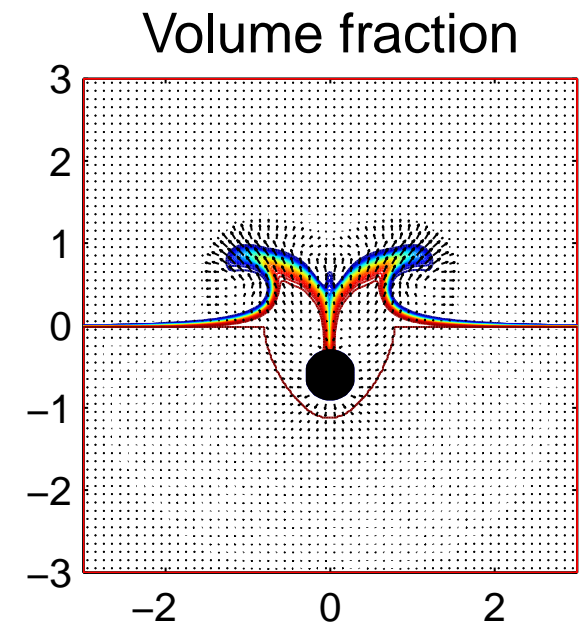
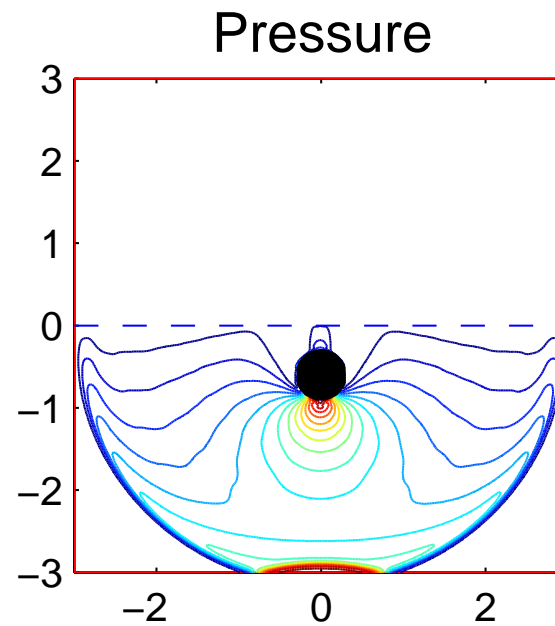
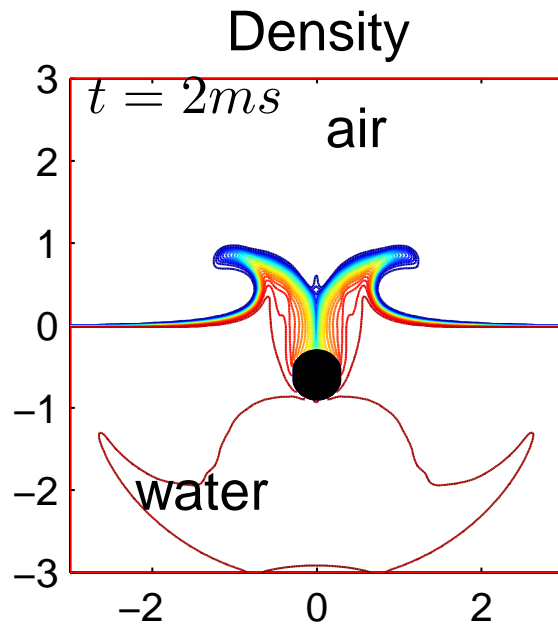
- Moving boundary **tracking** & interface **capturing**



# Falling Rigid Object in Water Tank



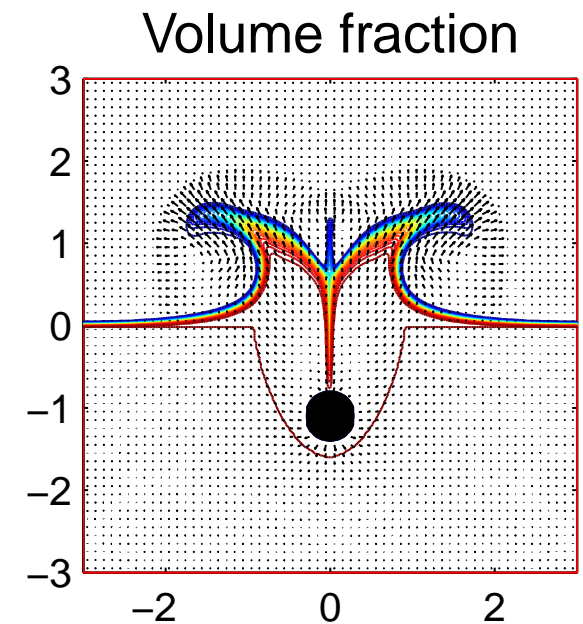
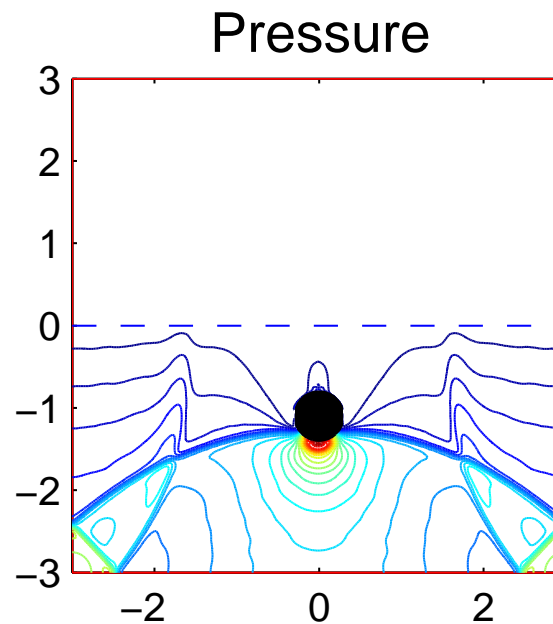
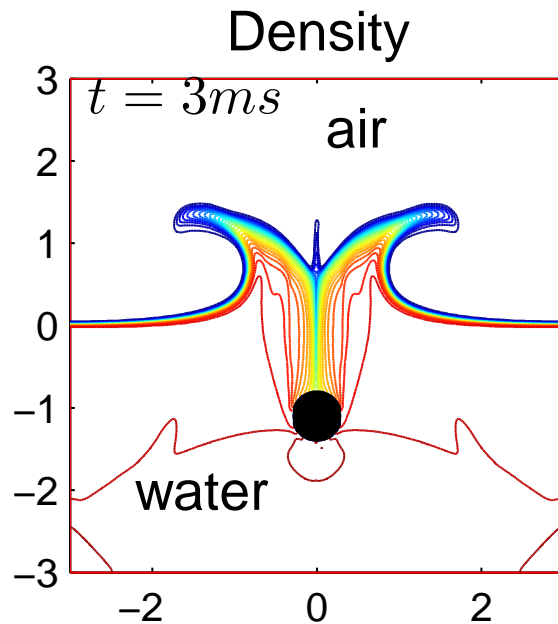
# Falling Rigid Object in Water Tank



# Falling Rigid Object in Water Tank



- Small moving irregular cells: **stability** & **accuracy**





# Euler Eqs. in Generalized Coord.



With **gravity effect** included, for example, 2D compressible Euler eqs. in **Cartesian** coordinates take

$$\frac{\partial q}{\partial t} + \frac{\partial f(q)}{\partial x} + \frac{\partial g(q)}{\partial y} = \psi(q)$$

where

$$q = \begin{pmatrix} \rho \\ \rho u \\ \rho v \\ E \end{pmatrix}, \quad f(q) = \begin{pmatrix} \rho u \\ \rho u^2 + p \\ \rho uv \\ Eu + pu \end{pmatrix}, \quad g(q) = \begin{pmatrix} \rho v \\ \rho uv \\ \rho v^2 + p \\ Ev + pv \end{pmatrix}, \quad \psi = \begin{pmatrix} 0 \\ 0 \\ \rho g \\ \rho gv \end{pmatrix}$$

$\rho$  : density,

$(u, v)$  : vector of particle velocity

$p = p(\rho, e)$  : pressure,

$E = \rho[e + (u^2 + v^2)/2]$  : total energy

$e(\rho, p)$  : internal energy,

$\psi$  : gravitational source term

# Euler in General. Coord. (Cont.)



- Introduce transformation  $(t, x, y) \leftrightarrow (\tau, \xi, \eta)$  via

$$\begin{pmatrix} dt \\ dx \\ dy \end{pmatrix} = \begin{pmatrix} 1 & 0 & 0 \\ x_\tau & x_\xi & x_\eta \\ y_\tau & y_\xi & y_\eta \end{pmatrix} \begin{pmatrix} d\tau \\ d\xi \\ d\eta \end{pmatrix} \quad \text{or} \quad \begin{pmatrix} d\tau \\ d\xi \\ d\eta \end{pmatrix} = \begin{pmatrix} 1 & 0 & 0 \\ \xi_t & \xi_x & \xi_y \\ \eta_t & \eta_x & \eta_y \end{pmatrix} \begin{pmatrix} dt \\ dx \\ dy \end{pmatrix}$$

- Basic grid-metric relations:

$$\begin{pmatrix} 1 & 0 & 0 \\ \xi_t & \xi_x & \xi_y \\ \eta_t & \eta_x & \eta_y \end{pmatrix} = \begin{pmatrix} 1 & 0 & 0 \\ x_\tau & x_\xi & x_\eta \\ y_\tau & y_\xi & y_\eta \end{pmatrix}^{-1} = \frac{1}{J} \begin{bmatrix} x_\xi y_\eta - x_\eta y_\xi & 0 & 0 \\ -x_\tau y_\eta + y_\tau x_\eta & y_\eta & -x_\eta \\ x_\tau y_\xi - y_\tau x_\xi & -y_\xi & x_\xi \end{bmatrix}$$

- $J = x_\xi y_\eta - x_\eta y_\xi$ : grid Jacobian

# Euler in General. Coord. (Cont.)



With these notations, Euler eqs. in generalized coord. are

$$\frac{\partial \tilde{q}}{\partial \tau} + \frac{\partial \tilde{f}}{\partial \xi} + \frac{\partial \tilde{g}}{\partial \eta} = \tilde{\psi}$$

where

$$\tilde{q} = J \begin{bmatrix} \rho \\ \rho u \\ \rho v \\ E \end{bmatrix}, \tilde{f} = J \begin{bmatrix} \rho U \\ \rho u U + \xi_x p \\ \rho v U + \xi_y p \\ EU + pU - \xi_t p \end{bmatrix}, \tilde{g} = J \begin{bmatrix} \rho V \\ \rho u V + \eta_x p \\ \rho v V + \eta_y p \\ EV + pV - \eta_t p \end{bmatrix}, \tilde{\psi} = J \begin{bmatrix} 0 \\ 0 \\ \rho g \\ \rho g v \end{bmatrix}$$

with **contravariant** velocities  $U$  &  $V$  defined by

$$U = \xi_t + \xi_x u + \xi_y v \quad \& \quad V = \eta_t + \eta_x u + \eta_y v$$

# Euler in General. Coord. (Cont.)



Model system in **quasi-linear** form

$$\frac{\partial \tilde{q}}{\partial \tau} + A \frac{\partial \tilde{q}}{\partial \xi} + B \frac{\partial \tilde{q}}{\partial \eta} = \tilde{\psi}$$

$$A = \frac{\partial \tilde{f}}{\partial \tilde{q}} = \begin{bmatrix} \xi_t & \xi_x & \xi_y & 0 \\ \xi_x p_\rho - u\mathcal{U} & \xi_x u(1 - p_E) + \mathcal{U} & \xi_y u - \xi_x v p_E & \xi_x p_E \\ \xi_y p_\rho - v\mathcal{U} & \xi_x v - \xi_y u p_E & \xi_y v(1 - p_E) + \mathcal{U} & \xi_y p_E \\ (p_\rho - H)\mathcal{U} & \xi_x H - u\mathcal{U} p_E & \xi_y H - v\mathcal{U} p_E & \mathcal{U} + p_E \mathcal{U} \end{bmatrix}$$

$$B = \frac{\partial \tilde{g}}{\partial \tilde{q}} = \begin{bmatrix} \eta_t & \eta_x & \eta_y & 0 \\ \eta_x p_\rho - u\mathcal{V} & \eta_x u(1 - p_E) + \mathcal{V} & \eta_y u - \eta_x v p_E & \eta_x p_E \\ \eta_y p_\rho - v\mathcal{V} & \eta_x v - \eta_y u p_E & \eta_y v(1 - p_E) + \mathcal{V} & \eta_y p_E \\ (p_\rho - H)\mathcal{V} & \eta_x H - u\mathcal{V} p_E & \eta_y H - v\mathcal{V} p_E & \mathcal{V} + p_E \mathcal{V} \end{bmatrix}$$

with  $H = (E + p)/\rho$ ,  $\mathcal{U} = \mathcal{U} - \xi_t = \xi_x u + \xi_y v$ ,  $\mathcal{V} = \mathcal{V} - \eta_t = \eta_x u + \eta_y v$

# Euler in General. Coord. (Cont.)



**Eigen-structure** of matrix  $A$  is

$$\Lambda_A = \text{diag} \left( U - c\sqrt{\xi_x^2 + \xi_y^2}, U, U, U + c\sqrt{\xi_x^2 + \xi_y^2} \right)$$

$$R_A = \begin{bmatrix} 1 & 1 & 0 & 1 \\ u - \alpha_1 c & u & \alpha_2 & u + \alpha_1 c \\ v - \alpha_2 c & v & -\alpha_1 & v + \alpha_2 c \\ H - \mathcal{U}_1 c & H - c^2/p_E & -\mathcal{U}_2 & H + \mathcal{U}_1 c \end{bmatrix}$$

$$L_A = \begin{bmatrix} (p_\rho + c\mathcal{U}_1)/2c^2 & -(\alpha_1 c + up_E)/2c^2 & -(\alpha_2 c + vp_E)/2c^2 & p_E/2c^2 \\ 1 - p_\rho/c^2 & up_E/c^2 & vp_E/c^2 & -p_E/c^2 \\ \mathcal{U}_2 & \alpha_2 & -\alpha_1 & 0 \\ (p_\rho - c\mathcal{U}_1)/2c^2 & (\alpha_1 c - up_E)/2c^2 & (\alpha_2 c - vp_E)/2c^2 & p_E/2c^2 \end{bmatrix}$$

with  $(\alpha_1, \alpha_2) = (\xi_x, \xi_y) / \sqrt{\xi_x^2 + \xi_y^2}$ ,  $\mathcal{U}_1 = \alpha_1 u + \alpha_2 v$ ,  $\mathcal{U}_2 = -\alpha_2 u + \alpha_1 v$

# Euler in General. Coord. (Cont.)



**Eigen-structure** of matrix  $B$  is

$$\Lambda_B = \text{diag} \left( V - c\sqrt{\eta_x^2 + \eta_y^2}, V, V, V + c\sqrt{\eta_x^2 + \eta_y^2} \right)$$

$$R_B = \begin{bmatrix} 1 & 1 & 0 & 1 \\ u - \beta_1 c & u & \beta_2 & u + \beta_1 c \\ v - \beta_2 c & v & -\beta_1 & v + \beta_2 c \\ H - \mathcal{V}_1 c & H - c^2/p_E & -\mathcal{V}_2 & H + \mathcal{V}_1 c \end{bmatrix}$$

$$L_B = \begin{bmatrix} (p_\rho + c\mathcal{V}_1)/2c^2 & -(\beta_1 c + up_E)/2c^2 & -(\beta_2 c + vp_E)/2c^2 & p_E/2c^2 \\ 1 - p_\rho/c^2 & up_E/c^2 & vp_E/c^2 & -p_E/c^2 \\ \mathcal{V}_2 & \beta_2 & -\beta_1 & 0 \\ (p_\rho - c\mathcal{V}_1)/2c^2 & (\beta_1 c - up_E)/2c^2 & (\beta_2 c - vp_E)/2c^2 & p_E/2c^2 \end{bmatrix}$$

with  $(\beta_1, \beta_2) = (\eta_x, \eta_y) / \sqrt{\eta_x^2 + \eta_y^2}$ ,  $\mathcal{V}_1 = \beta_1 u + \beta_2 v$ ,  $\mathcal{V}_2 = -\beta_2 u + \beta_1 v$

# Grid Movement Conditions



Continuity on **mixed derivatives** of grid coordinates gives **geometrical** conservation laws

$$\frac{\partial}{\partial \tau} \begin{pmatrix} x_{\xi} \\ y_{\xi} \\ x_{\eta} \\ y_{\eta} \end{pmatrix} + \frac{\partial}{\partial \xi} \begin{pmatrix} -x_{\tau} \\ -y_{\tau} \\ 0 \\ 0 \end{pmatrix} + \frac{\partial}{\partial \eta} \begin{pmatrix} 0 \\ 0 \\ -x_{\tau} \\ -y_{\tau} \end{pmatrix} = 0$$

with  $(x_{\tau}, y_{\tau})$  to be specified as, for example,

- Eulerian case:  $(x_{\tau}, y_{\tau}) = \vec{0}$
- Lagrangian case:  $(x_{\tau}, y_{\tau}) = (u, v)$
- Lagrangian-like case:  $(x_{\tau}, y_{\tau}) = h_0(u, v)$  or  $(h_0 u, k_0 v)$ 
  - $h_0 \in [0, 1]$  &  $k_0 \in [0, 1]$  (**fixed** piecewise const.)

# Grid Movement (Cont.)



- General 1-parameter case:  $(x_\tau, y_\tau) = h(u, v)$ ,  $h \in [0, 1]$

At given time instance,  $h$  can be chosen based on

- **Grid-angle** preserving condition (Hui *et al.* JCP 1999)

$$\begin{aligned} \frac{\partial}{\partial \tau} \cos^{-1} \left( \frac{\nabla \xi}{|\nabla \xi|} \cdot \frac{\nabla \eta}{|\nabla \eta|} \right) &= \frac{\partial}{\partial \tau} \cos^{-1} \left( \frac{-y_\eta x_\eta - y_\xi x_\xi}{\sqrt{y_\xi^2 + y_\eta^2} \sqrt{x_\xi^2 + x_\eta^2}} \right) \\ &= \dots \\ &= \mathcal{A}h_\xi + \mathcal{B}h_\eta + \mathcal{C}h = 0 \quad (\text{1st order PDE}) \end{aligned}$$

with

$$\begin{aligned} \mathcal{A} &= \sqrt{x_\eta^2 + y_\eta^2} (vx_\xi - uy_\xi), \quad \mathcal{B} = \sqrt{x_\xi^2 + y_\xi^2} (uy_\eta - vx_\eta) \\ \mathcal{C} &= \sqrt{x_\xi^2 + y_\xi^2} (u_\eta y_\eta - v_\eta x_\eta) - \sqrt{x_\eta^2 + y_\eta^2} (u_\xi y_\xi - v_\xi x_\xi) \end{aligned}$$



# Grid Movement (Cont.)



- General 1-parameter case:  $(x_\tau, y_\tau) = h(u, v)$ ,  $h \in [0, 1]$

Or alternatively, based on

- **Mesh-area** preserving condition

$$\begin{aligned}\frac{\partial J}{\partial \tau} &= \frac{\partial}{\partial \tau} (x_\xi y_\eta - x_\eta y_\xi) \\ &= x_{\xi\tau} y_\eta + x_\xi y_{\eta\tau} - x_{\eta\tau} y_\xi - x_\eta y_{\xi\tau} \\ &= \dots \\ &= Ah_\xi + Bh_\eta + Ch = 0 \quad (\text{1st order PDE})\end{aligned}$$

with

$$A = uy_\eta - vx_\eta, \quad B = vx_\xi - uy_\xi, \quad C = u_\xi y_\eta + v_\eta x_\xi - u_\eta y_\xi - v_\xi x_\eta$$

# Grid Movement (Cont.)



To ensure  $h \in [0, 1]$ , transformed variable  $\tilde{h} = \kappa(h)$  is used, e.g., Hui *et al.* employed  $\kappa = \ln(\varepsilon h |\vec{u}|)$ ,  $\varepsilon$  normalized constant, yielding

$$\tilde{A}\tilde{h}_\xi + \tilde{B}\tilde{h}_\eta + \tilde{C} = 0$$

- **Grid-angle** preserving case

$$\begin{aligned}\tilde{A} &= \sqrt{x_\eta^2 + y_\eta^2} (x_\xi \sin \theta - y_\xi \cos \theta), & \tilde{B} &= \sqrt{x_\xi^2 + y_\xi^2} (y_\eta \cos \theta - x_\eta \sin \theta) \\ \tilde{C} &= \sqrt{x_\xi^2 + y_\xi^2} [y_\eta (\cos \theta)_\eta - x_\eta (\sin \theta)_\eta] - \sqrt{x_\eta^2 + y_\eta^2} [y_\xi (\cos \theta)_\xi - x_\xi (\sin \theta)_\xi]\end{aligned}$$

- **Mesh-area** preserving case

$$\begin{aligned}\tilde{A} &= y_\eta \cos \theta - x_\eta \sin \theta, & \tilde{B} &= x_\xi \sin \theta - y_\xi \cos \theta \\ \tilde{C} &= y_\eta (\cos \theta)_\xi - x_\eta (\sin \theta)_\xi + x_\xi (\sin \theta)_\eta - y_\xi (\cos \theta)_\eta\end{aligned}$$

where  $\vec{u} = (u, v) = |\vec{u}|(\cos \theta, \sin \theta)$

# Grid Movement: Remarks



- **Numerics:**  $h$ - or  $\tilde{h}$ -equation **constraint** geometrical laws

$$\frac{\partial}{\partial \tau} \begin{pmatrix} x_\xi \\ y_\xi \\ x_\eta \\ y_\eta \end{pmatrix} - \frac{\partial}{\partial \xi} \begin{pmatrix} hu \\ hv \\ 0 \\ 0 \end{pmatrix} - \frac{\partial}{\partial \eta} \begin{pmatrix} 0 \\ 0 \\ hu \\ hv \end{pmatrix} = 0$$

- **Usability:** Mesh-area evolution equation

$$\frac{\partial J}{\partial \tau} - \frac{\partial}{\partial \xi} [h (uy_\eta - vx_\eta)] - \frac{\partial}{\partial \eta} [h (vx_\xi - uy_\xi)] = 0$$

- **Initial & boundary** conditions for  $h$ - or  $\tilde{h}$ -equation ?

# Grid Movement: 2 Free Degrees



- 2-parameter case of Hui *et al.* (2005):  $(x_T, y_T) = (U_g, V_g)$ 
  - Imposed conditions
    1. **Grid-angle** preserving
    2. Specialized **grid-material line** matching (see next)

# Grid Movement: 2 Free Degrees



- 2-parameter case of Hui *et al.* (2005):  $(x_\tau, y_\tau) = (U_g, V_g)$ 
  - Imposed conditions
    1. **Grid-angle** preserving
    2. Specialized **grid-material line** matching (see next)
  - Good results are shown for **steady-state** problems

# Grid Movement: 2 Free Degrees



- 2-parameter case of Hui *et al.* (2005):  $(x_\tau, y_\tau) = (U_g, V_g)$ 
  - Imposed conditions
    1. **Grid-angle** preserving
    2. Specialized **grid-material line** matching (see next)
  - Good results are shown for **steady-state** problems
  - Little results for **time-dependent** problems with **rapid transient** solution structures

# Grid Movement: 2 Free Degrees



- 2-parameter case of Hui *et al.* (2005):  $(x_\tau, y_\tau) = (U_g, V_g)$ 
  - Imposed conditions
    1. **Grid-angle** preserving
    2. Specialized **grid-material line** matching (see next)
  - Good results are shown for **steady-state** problems
  - Little results for **time-dependent** problems with **rapid transient** solution structures
- Other 2-parameter case:  $(x_\tau, y_\tau) = (hu, kv)$ 
  - **Novel imposed conditions** for  $h \in [0, 1]$  &  $k \in [0, 1]$  ?

# Grid Movement: 2 Free Degrees



- 2-parameter case of Hui *et al.* (2005):  $(x_\tau, y_\tau) = (U_g, V_g)$ 
  - Imposed conditions
    1. **Grid-angle** preserving
    2. Specialized **grid-material line** matching (see next)
  - Good results are shown for **steady-state** problems
  - Little results for **time-dependent** problems with **rapid transient** solution structures
- Other 2-parameter case:  $(x_\tau, y_\tau) = (hu, kv)$ 
  - **Novel imposed conditions** for  $h \in [0, 1]$  &  $k \in [0, 1]$  ?

Roadmap of current work:

$$\boxed{(x_\tau, y_\tau) = h_0(u, v)} \rightarrow \boxed{(x_\tau, y_\tau) = h(u, v)} \rightarrow \dots$$



# Novel Conditions for $h$ & $k$



## ● Mesh-area preserving case

$$\begin{aligned}\frac{\partial J}{\partial \tau} &= \frac{\partial}{\partial \tau} (x_{\xi} y_{\eta} - x_{\eta} y_{\xi}) \\ &= x_{\xi\tau} y_{\eta} + x_{\xi} y_{\eta\tau} - x_{\eta\tau} y_{\xi} - x_{\eta} y_{\xi\tau} \\ &= \dots \\ &= (\mathcal{A}_1 h_{\xi} + \mathcal{B}_1 h_{\eta} + \mathcal{C}_1 h) + (\mathcal{A}_2 k_{\xi} + \mathcal{B}_2 k_{\eta} + \mathcal{C}_2 k) = 0,\end{aligned}$$

yielding, for example,

$$\mathcal{A}_1 h_{\xi} + \mathcal{B}_1 h_{\eta} + \mathcal{C}_1 h = 0$$

$$\mathcal{A}_2 k_{\xi} + \mathcal{B}_2 k_{\eta} + \mathcal{C}_2 k = 0$$

with

$$\mathcal{A}_1 = u y_{\eta}, \quad \mathcal{B}_1 = u y_{\xi}, \quad \mathcal{C}_1 = u_{\xi} y_{\eta} - u_{\eta} y_{\xi}$$

$$\mathcal{A}_2 = -v x_{\eta}, \quad \mathcal{B}_2 = v x_{\xi}, \quad \mathcal{C}_2 = v_{\eta} x_{\xi} - v_{\xi} x_{\eta}$$

# Single-Fluid Model



With  $(x_\tau, y_\tau) = h_0(u, v)$ , our model system for single-phase flow reads

$$\frac{\partial}{\partial \tau} \begin{pmatrix} J\rho \\ J\rho u \\ J\rho v \\ JE \\ x_\xi \\ y_\xi \\ x_\eta \\ y_\eta \end{pmatrix} + \frac{\partial}{\partial \xi} \begin{pmatrix} \rho U \\ \rho u U + y_\eta p \\ \rho v U - x_\eta p \\ EU + (y_\eta u - x_\eta v)p \\ -h_0 u \\ -h_0 v \\ 0 \\ 0 \end{pmatrix} + \frac{\partial}{\partial \eta} \begin{pmatrix} \rho V \\ \rho u V - y_\xi p \\ \rho v V + x_\xi p \\ EV + (x_\xi v - y_\xi u)p \\ 0 \\ 0 \\ -h_0 u \\ -h_0 v \end{pmatrix} = \tilde{\psi}$$

where  $U = (1 - h_0)(y_\eta u - x_\eta v)$  &  $V = (1 - h_0)(x_\xi v - y_\xi u)$

# Single-Fluid Model: Remarks



- Hyperbolicity (under **thermodyn.** stability cond.)
  - In **Cartesian** coordinates, model is **hyperbolic**

# Single-Fluid Model: Remarks



- Hyperbolicity (under **thermodyn.** stability cond.)
  - In **Cartesian** coordinates, model is **hyperbolic**
  - In **generalized-moving** coord., model is **hyperbolic** when  $h_0 \neq 1$ , & is **weakly hyperbolic** when  $h_0 = 1$

# Single-Fluid Model: Remarks



- Hyperbolicity (under **thermodyn.** stability cond.)
  - In **Cartesian** coordinates, model is **hyperbolic**
  - In **generalized-moving** coord., model is **hyperbolic** when  $h_0 \neq 1$ , & is **weakly hyperbolic** when  $h_0 = 1$
- Canonical form
  - In Cartesian coordinates

$$\frac{\partial q}{\partial t} + \frac{\partial f(q)}{\partial x} + \frac{\partial g(q)}{\partial y} = \psi(q)$$

- In generalized coordinates

$$\frac{\partial q}{\partial \tau} + \frac{\partial f(q, \Xi)}{\partial \xi} + \frac{\partial g(q, \Xi)}{\partial \eta} = \psi(q), \quad \Xi: \text{grid metrics}$$

# Single-Fluid Model: Remarks



- Hyperbolicity (under **thermodyn.** stability cond.)
  - In **Cartesian** coordinates, model is **hyperbolic**
  - In **generalized-moving** coord., model is **hyperbolic** when  $h_0 \neq 1$ , & is **weakly hyperbolic** when  $h_0 = 1$
- Canonical form
  - In Cartesian coordinates

$$\frac{\partial q}{\partial t} + \frac{\partial f(q)}{\partial x} + \frac{\partial g(q)}{\partial y} = \psi(q)$$

- In generalized coordinates : **spatially varying fluxes**

$$\frac{\partial q}{\partial \tau} + \frac{\partial f(q, \Xi)}{\partial \xi} + \frac{\partial g(q, \Xi)}{\partial \eta} = \psi(q), \quad \Xi: \text{grid metrics}$$

# Three Space Dimensions



Euler equations for inviscid compressible flow

$$\frac{\partial}{\partial t} \begin{pmatrix} \rho \\ \rho u \\ \rho v \\ \rho w \\ \rho E \end{pmatrix} + \frac{\partial}{\partial x} \begin{pmatrix} \rho u \\ \rho u^2 + p \\ \rho uv \\ \rho uw \\ \rho Eu + pu \end{pmatrix} + \frac{\partial}{\partial y} \begin{pmatrix} \rho v \\ \rho uv \\ \rho v^2 + p \\ \rho vw \\ \rho Ev + pv \end{pmatrix} + \frac{\partial}{\partial z} \begin{pmatrix} \rho w \\ \rho uw \\ \rho vw \\ \rho w^2 + p \\ \rho Ew + pw \end{pmatrix} = \psi$$

$E = e + (u^2 + v^2 + w^2)/2$ ,  $e(\rho, p)$ : internal energy  
 $\psi$ : source terms (geometrical, gravitational, & so on)

# Three Space Dimensions (Cont.)



Introduce transformation  $(t, x, y, z) \rightarrow (\tau, \xi, \eta, \zeta)$  via

$$\begin{pmatrix} dt \\ dx \\ dy \\ dz \end{pmatrix} = \begin{pmatrix} 1 & 0 & 0 & 0 \\ U & A_1 & B_1 & C_1 \\ V & A_2 & B_2 & C_2 \\ W & A_3 & B_3 & C_3 \end{pmatrix} \begin{pmatrix} d\tau \\ d\xi \\ d\eta \\ d\zeta \end{pmatrix}$$

where

$\vec{Q} = (U, V, W)$ : grid velocity

- $\vec{Q} = 0$  Eulerian case
- $\vec{Q} = (u, v, w)$  Lagrangian case

$A_i, B_i, C_i$ : geometric variables,  $i = 1, 2, 3$



# Three Space Dimensions (Cont.)



Inverse transformation  $(\tau, \xi, \eta, \zeta) \rightarrow (t, x, y, z)$  reads

$$\begin{pmatrix} d\tau \\ d\xi \\ d\eta \\ d\zeta \end{pmatrix} = \frac{1}{J} \begin{pmatrix} J & 0 & 0 & 0 \\ J_{01} & J_{11} & J_{21} & J_{31} \\ J_{02} & J_{12} & J_{22} & J_{32} \\ J_{03} & J_{13} & J_{23} & J_{33} \end{pmatrix} \begin{pmatrix} dt \\ dx \\ dy \\ dz \end{pmatrix}, \quad J = \begin{vmatrix} A_1 & B_1 & C_1 \\ A_2 & B_2 & C_2 \\ A_3 & B_3 & C_3 \end{vmatrix}$$

where

$$J_{11} = B_2C_3 - B_3C_2, \quad J_{21} = C_1B_3 - B_1C_3, \quad J_{31} = B_1C_2 - C_1B_2$$

$$J_{12} = C_2A_3 - A_2C_3, \quad J_{22} = A_1C_3 - C_1A_3, \quad J_{32} = C_1A_2 - A_1C_2$$

$$J_{13} = A_2B_3 - B_2A_3, \quad J_{23} = B_1A_3 - A_1B_3, \quad J_{33} = A_1B_2 - B_1A_2$$

$$J_{01} = -(UJ_{11} + VJ_{21} + WJ_{31}), \quad J_{02} = -(UJ_{12} + VJ_{22} + WJ_{32})$$

$$J_{03} = -(UJ_{13} + VJ_{23} + WJ_{33})$$

# Three Space Dimensions (Cont.)



Euler equations in generalized **curvilinear** coordinates

$$\frac{\partial}{\partial \tau} \begin{pmatrix} \rho J \\ \rho J u \\ \rho J v \\ \rho J w \\ \rho J E \end{pmatrix} + \frac{\partial}{\partial \xi} \begin{pmatrix} \rho \mathcal{U} \\ \rho u \mathcal{U} + p J_{11} \\ \rho v \mathcal{U} + p J_{21} \\ \rho w \mathcal{U} + p J_{31} \\ \rho E \mathcal{U} + p \mathcal{X} \end{pmatrix} + \frac{\partial}{\partial \eta} \begin{pmatrix} \rho \mathcal{V} \\ \rho u \mathcal{V} + p J_{12} \\ \rho v \mathcal{V} + p J_{22} \\ \rho w \mathcal{V} + p J_{32} \\ \rho E \mathcal{V} + p \mathcal{Y} \end{pmatrix} + \frac{\partial}{\partial \zeta} \begin{pmatrix} \rho \mathcal{W} \\ \rho u \mathcal{W} + p J_{13} \\ \rho v \mathcal{W} + p J_{23} \\ \rho w \mathcal{W} + p J_{33} \\ \rho E \mathcal{W} + p \mathcal{Z} \end{pmatrix} = \psi$$

where

$$\mathcal{U} = (u - U)J_{11} + (v - V)J_{21} + (w - W)J_{31}, \quad \mathcal{X} = uJ_{11} + vJ_{21} + wJ_{31}$$

$$\mathcal{V} = (u - U)J_{12} + (v - V)J_{22} + (w - W)J_{32}, \quad \mathcal{Y} = uJ_{12} + vJ_{22} + wJ_{32}$$

$$\mathcal{W} = (u - U)J_{13} + (v - V)J_{23} + (w - W)J_{33}, \quad \mathcal{Z} = uJ_{13} + vJ_{23} + wJ_{33}$$

# Three Space Dimensions (Cont.)



Geometrical conservation laws

$$\frac{\partial}{\partial \tau} \begin{pmatrix} A_1 \\ A_2 \\ A_3 \\ B_1 \\ B_2 \\ B_3 \\ C_1 \\ C_2 \\ C_3 \end{pmatrix} + \frac{\partial}{\partial \xi} \begin{pmatrix} -U \\ -V \\ -W \\ 0 \\ 0 \\ 0 \\ 0 \\ 0 \\ 0 \end{pmatrix} + \frac{\partial}{\partial \eta} \begin{pmatrix} 0 \\ 0 \\ 0 \\ -U \\ -V \\ -W \\ 0 \\ 0 \\ 0 \end{pmatrix} + \frac{\partial}{\partial \zeta} \begin{pmatrix} 0 \\ 0 \\ 0 \\ 0 \\ 0 \\ 0 \\ -U \\ -V \\ -W \end{pmatrix} = 0$$

# Grid Movement Conditions



- Pseudo-Lagrangian like

$$(U, V, W) = h_0(u, v, w), \quad h_0 \in (0, 1)$$

- Mesh-volume preserving:  $\partial J / \partial t = 0$
- Grid-angle preserving
- Other novel approach

# Three Space Dimensions (Cont.)



In summary, Euler equations in generalized coord. takes

$$\frac{\partial q}{\partial t} + \frac{\partial f(q, \Xi)}{\partial \xi} + \frac{\partial g(q, \Xi)}{\partial \eta} + \frac{\partial h(q, \Xi)}{\partial \zeta} = \psi$$

where

$$q = (\rho J, \rho J u, \rho J v, \rho J w, \rho J E, A_i, B_i, C_i)$$

$$f(q, \Xi) = (\rho \mathcal{U}, \rho u \mathcal{U} + p J_{11}, \rho v \mathcal{U} + p J_{21}, \rho w \mathcal{U} + p J_{31}, \rho E \mathcal{U} + p \mathcal{X}, \dots)$$

$$g(q, \Xi) = (\rho \mathcal{V}, \rho u \mathcal{V} + p J_{12}, \rho v \mathcal{V} + p J_{22}, \rho w \mathcal{V} + p J_{32}, \rho E \mathcal{V} + p \mathcal{Y}, \dots)$$

$$h(q, \Xi) = (\rho \mathcal{W}, \rho u \mathcal{W} + p J_{13}, \rho v \mathcal{W} + p J_{23}, \rho w \mathcal{W} + p J_{33}, \rho E \mathcal{W} + p \mathcal{Z}, \dots)$$

with  $\Xi$  : grid metrics & equation of state  $p = p(\rho, e)$

# Hyperbolic Balance Laws



## ● Canonical form

$$\frac{\partial}{\partial t} q(\vec{x}, t) + \sum_{j=1}^{N_d} \frac{\partial}{\partial x_j} f_j(q, \vec{x}) = \psi(q, \vec{x})$$

- $q \in \mathbb{R}^m$ : vector of  $m$  state quantities
- $f_j \in \mathbb{R}^m$ : flux vector,  $j = 1, 2, \dots, N_d$
- $\psi \in \mathbb{R}^m$ : source term
- $\vec{x} = (x_1, x_2, \dots, x_{N_d})$ : spatial vector,  $t$ : time

## ● Hyperbolicity

- Assume **real e-values** & **complete e-vectors** for Jacobian matrix  $\sum_{j=1}^{N_d} \alpha_j (\partial f_j / \partial q)$ ,  $\alpha_j \in \mathbb{R}$

# Hyperbolic Balance Laws (Cont.)



Introduce coordinate transformation  $(\vec{x}, t) \mapsto (\vec{\xi}, \tau)$  via

$$\vec{\xi} = (\xi_1, \xi_2, \dots, \xi_{N_d}), \quad \xi_j = \xi_j(\vec{x}, t), \quad \tau = t,$$

● Generalized coordinate form

$$\frac{\partial}{\partial \tau} \tilde{q}(\vec{\xi}, \tau) + \sum_{j=1}^{N_d} \frac{\partial}{\partial \xi_j} \tilde{f}_j(\tilde{q}, \vec{\xi}) = \tilde{\psi}(\tilde{q}, \vec{\xi}),$$

where

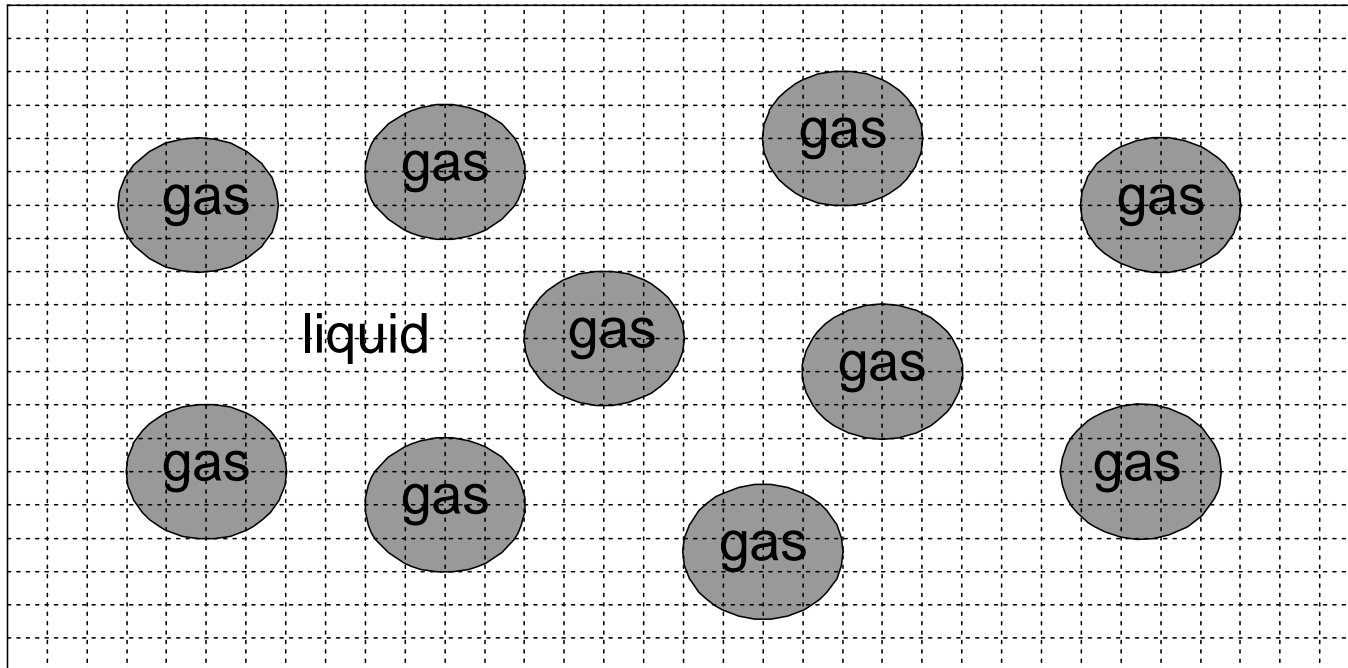
$$\tilde{q} = Jq, \quad \tilde{f}_j = J \left( q \frac{\partial \xi_j}{\partial t} + \sum_{k=1}^{N_d} f_k \frac{\partial \xi_j}{\partial x_k} \right), \quad \tilde{\psi} = J\psi$$

with  $J = \det(\partial \vec{x} / \partial \vec{\xi})$

# Extension to Multifluid



- Assume **homogeneous** (1-pressure & 1-velocity) flow; *i.e.*, across interfaces  $p_\iota = p$  &  $\vec{u}_\iota = \vec{u}$ ,  $\forall$  fluid phase  $\iota$





# Extension to Multifluid



- Assume **homogeneous** (1-pressure & 1-velocity) flow; *i.e.*, across interfaces  $p_\iota = p$  &  $\vec{u}_\iota = \vec{u}$ ,  $\forall$  fluid phase  $\iota$
- **Mathematical model**: Fluid-mixture type
  - Use basic conservation (or balance) laws for **single** & **multicomponent** fluid mixtures
  - Introduce additional **transport** equations for problem-dependent **material quantities** near numerically diffused **interfaces**, yielding **direct** computation of **pressure** from EOS

# Extension to Multifluid



- Assume **homogeneous** (1-pressure & 1-velocity) flow; *i.e.*, across interfaces  $p_\iota = p$  &  $\vec{u}_\iota = \vec{u}$ ,  $\forall$  fluid phase  $\iota$
- **Mathematical model**: Fluid-mixture type
  - Use basic conservation (or balance) laws for **single** & **multicomponent** fluid mixtures
  - Introduce additional **transport** equations for problem-dependent **material quantities** near numerically diffused **interfaces**, yielding **direct** computation of **pressure** from EOS
- Sample examples
  - **Barotropic 2-phase flow**
  - **Hybrid barotropic & non-barotropic 2-phase flow**

# Barotropic 2-Phase Flow



- Equations of state
  - Fluid component 1 & 2: **Tait** EOS

$$p(\rho) = (p_{0\iota} + \mathcal{B}_\iota) \left( \frac{\rho}{\rho_{0\iota}} \right)^{\gamma_\iota} - \mathcal{B}_\iota, \quad \iota = 1, 2$$

# Barotropic 2-Phase Flow



- Equations of state
  - Fluid component 1 & 2: **Tait** EOS

$$p(\rho) = (p_{0\iota} + \mathcal{B}_\iota) \left( \frac{\rho}{\rho_{0\iota}} \right)^{\gamma_\iota} - \mathcal{B}_\iota, \quad \iota = 1, 2$$

- **Mixture** pressure law (Shyue, JCP 2004)

$$p(\rho, \rho e) = \begin{cases} (p_{0\iota} + \mathcal{B}_\iota) \left( \frac{\rho}{\rho_{0\iota}} \right)^{\gamma_\iota} - \mathcal{B}_\iota & \text{if } \alpha = 0 \text{ or } 1 \\ (\gamma - 1) \left( \rho e + \frac{\rho \mathcal{B}}{\rho_0} \right) - \gamma \mathcal{B} & \text{if } \alpha \in (0, 1) \end{cases}$$

Here  $\alpha$  denotes volume fraction of one chosen fluid component

# Barotropic 2-Phase Flow



- Equations of state
  - Fluid component 1 & 2: **Tait** EOS

$$p(\rho) = (p_{0\iota} + \mathcal{B}_\iota) \left( \frac{\rho}{\rho_{0\iota}} \right)^{\gamma_\iota} - \mathcal{B}_\iota, \quad \iota = 1, 2$$

- **Mixture** pressure law (Shyue, JCP 2004)

$$p(\rho, \rho e) = \begin{cases} (p_{0\iota} + \mathcal{B}_\iota) \left( \frac{\rho}{\rho_{0\iota}} \right)^{\gamma_\iota} - \mathcal{B}_\iota & \text{if } \alpha = 0 \text{ or } 1 \\ (\gamma - 1) \left( \rho e + \frac{\rho \mathcal{B}}{\rho_0} \right) - \gamma \mathcal{B} & \text{if } \alpha \in (0, 1) \end{cases}$$

variant form of

$$p(\rho, S) = \mathcal{A}(S) (p_0 + \mathcal{B}) \left( \frac{\rho}{\rho_0} \right)^\gamma - \mathcal{B}$$

$\mathcal{A}(S) = e^{[(S-S_0)/C_V]}$ ,  $S$ ,  $C_V$ : specific entropy & heat at constant volume

# Barotropic 2-Phase Flow (Cont.)



- Transport equations for material quantities  $\gamma$ ,  $\mathcal{B}$ , &  $\rho_0$ 
  - $\gamma$ -based equations

$$\frac{\partial}{\partial \tau} \left( \frac{1}{\gamma - 1} \right) + U \frac{\partial}{\partial \xi} \left( \frac{1}{\gamma - 1} \right) + V \frac{\partial}{\partial \eta} \left( \frac{1}{\gamma - 1} \right) = 0$$

$$\frac{\partial}{\partial \tau} \left( \frac{\gamma \mathcal{B}}{\gamma - 1} \right) + U \frac{\partial}{\partial \xi} \left( \frac{\gamma \mathcal{B}}{\gamma - 1} \right) + V \frac{\partial}{\partial \eta} \left( \frac{\gamma \mathcal{B}}{\gamma - 1} \right) = 0$$

$$\frac{\partial}{\partial \tau} \left( J \frac{\mathcal{B}}{\rho_0} \rho \right) + \frac{\partial}{\partial \xi} \left( J \frac{\mathcal{B}}{\rho_0} \rho U \right) + \frac{\partial}{\partial \eta} \left( J \frac{\mathcal{B}}{\rho_0} \rho V \right) = 0$$

# Barotropic 2-Phase Flow (Cont.)



- Transport equations for material quantities  $\gamma$ ,  $\mathcal{B}$ , &  $\rho_0$ 
  - $\gamma$ -based equations

$$\frac{\partial}{\partial \tau} \left( \frac{1}{\gamma - 1} \right) + U \frac{\partial}{\partial \xi} \left( \frac{1}{\gamma - 1} \right) + V \frac{\partial}{\partial \eta} \left( \frac{1}{\gamma - 1} \right) = 0$$

$$\frac{\partial}{\partial \tau} \left( \frac{\gamma \mathcal{B}}{\gamma - 1} \right) + U \frac{\partial}{\partial \xi} \left( \frac{\gamma \mathcal{B}}{\gamma - 1} \right) + V \frac{\partial}{\partial \eta} \left( \frac{\gamma \mathcal{B}}{\gamma - 1} \right) = 0$$

$$\frac{\partial}{\partial \tau} \left( J \frac{\mathcal{B}}{\rho_0} \rho \right) + \frac{\partial}{\partial \xi} \left( J \frac{\mathcal{B}}{\rho_0} \rho U \right) + \frac{\partial}{\partial \eta} \left( J \frac{\mathcal{B}}{\rho_0} \rho V \right) = 0$$

- Above equations are derived from **energy** equation & make use of **homogeneous** equilibrium flow assumption together with **mass** conservation law

# Barotropic 2-Phase Flow (Cont.)



- Transport equations for material quantities  $\gamma$ ,  $\mathcal{B}$ , &  $\rho_0$ 
  - $\gamma$ -based equations

$$\frac{\partial}{\partial \tau} \left( \frac{1}{\gamma - 1} \right) + U \frac{\partial}{\partial \xi} \left( \frac{1}{\gamma - 1} \right) + V \frac{\partial}{\partial \eta} \left( \frac{1}{\gamma - 1} \right) = 0$$

$$\frac{\partial}{\partial \tau} \left( \frac{\gamma \mathcal{B}}{\gamma - 1} \right) + U \frac{\partial}{\partial \xi} \left( \frac{\gamma \mathcal{B}}{\gamma - 1} \right) + V \frac{\partial}{\partial \eta} \left( \frac{\gamma \mathcal{B}}{\gamma - 1} \right) = 0$$

~~$$\frac{\partial}{\partial \tau} \left( \frac{J \mathcal{B} \rho}{\rho_0} \right) + \frac{\partial}{\partial \xi} \left( \frac{J \mathcal{B} \rho U}{\rho_0} \right) + \frac{\partial}{\partial \eta} \left( \frac{J \mathcal{B} \rho V}{\rho_0} \right) = 0$$~~

- If we **ignore**  $J \mathcal{B} \rho / \rho_0$  term, they are essentially equations proposed by Saurel & Abgrall (SISC 1999), but are written in generalized coord.



# Barotropic 2-Phase Flow (Cont.)



- Transport equations for material quantities  $\gamma$ ,  $\mathcal{B}$ , &  $\rho_0$ 
  - $\gamma$ -based equations

$$\frac{\partial}{\partial \tau} \left( \frac{1}{\gamma - 1} \right) + U \frac{\partial}{\partial \xi} \left( \frac{1}{\gamma - 1} \right) + V \frac{\partial}{\partial \eta} \left( \frac{1}{\gamma - 1} \right) = 0$$

$$\frac{\partial}{\partial \tau} \left( \frac{\gamma \mathcal{B}}{\gamma - 1} \right) + U \frac{\partial}{\partial \xi} \left( \frac{\gamma \mathcal{B}}{\gamma - 1} \right) + V \frac{\partial}{\partial \eta} \left( \frac{\gamma \mathcal{B}}{\gamma - 1} \right) = 0$$

$$\frac{\partial}{\partial \tau} \left( J \frac{\mathcal{B}}{\rho_0} \rho \right) + \frac{\partial}{\partial \xi} \left( J \frac{\mathcal{B}}{\rho_0} \rho U \right) + \frac{\partial}{\partial \eta} \left( J \frac{\mathcal{B}}{\rho_0} \rho V \right) = 0$$

- $\alpha$ -based equations

$$\frac{\partial \alpha}{\partial \tau} + U \frac{\partial \alpha}{\partial \xi} + V \frac{\partial \alpha}{\partial \eta} = 0, \quad \text{with } z = \sum_{\iota=1}^2 \alpha_{\iota} z_{\iota}, \quad z = \frac{1}{\gamma - 1} \& \frac{\gamma \mathcal{B}}{\gamma - 1}$$

$$\frac{\partial}{\partial \tau} \left( J \frac{\mathcal{B}}{\rho_0} \rho \right) + \frac{\partial}{\partial \xi} \left( J \frac{\mathcal{B}}{\rho_0} \rho U \right) + \frac{\partial}{\partial \eta} \left( J \frac{\mathcal{B}}{\rho_0} \rho V \right) = 0$$

# Barotropic 2-Phase Flow (Cont.)



- Transport equations for material quantities  $\gamma$ ,  $\mathcal{B}$ , &  $\rho_0$ 
  - $\gamma$ -based equations

$$\frac{\partial}{\partial \tau} \left( \frac{1}{\gamma - 1} \right) + U \frac{\partial}{\partial \xi} \left( \frac{1}{\gamma - 1} \right) + V \frac{\partial}{\partial \eta} \left( \frac{1}{\gamma - 1} \right) = 0$$

$$\frac{\partial}{\partial \tau} \left( \frac{\gamma \mathcal{B}}{\gamma - 1} \right) + U \frac{\partial}{\partial \xi} \left( \frac{\gamma \mathcal{B}}{\gamma - 1} \right) + V \frac{\partial}{\partial \eta} \left( \frac{\gamma \mathcal{B}}{\gamma - 1} \right) = 0$$

$$\frac{\partial}{\partial \tau} \left( \frac{J \mathcal{B}}{\rho_0} \rho \right) + \frac{\partial}{\partial \xi} \left( J \frac{\mathcal{B}}{\rho_0} \rho U \right) + \frac{\partial}{\partial \eta} \left( J \frac{\mathcal{B}}{\rho_0} \rho V \right) = 0$$

- $\alpha$ -based equations (Allaire *et al.*, JCP 2002)

$$\frac{\partial \alpha}{\partial \tau} + U \frac{\partial \alpha}{\partial \xi} + V \frac{\partial \alpha}{\partial \eta} = 0 \quad \text{with} \quad z = \sum_{\iota=1}^2 \alpha_{\iota} z_{\iota}, \quad z = \frac{1}{\gamma - 1} \& \frac{\gamma \mathcal{B}}{\gamma - 1}$$

$$\frac{\partial}{\partial \tau} (J \rho_1 \alpha) + \frac{\partial}{\partial \xi} (J \rho_1 \alpha U) + \frac{\partial}{\partial \eta} (J \rho_1 \alpha V) = 0 \quad \text{with} \quad z = \frac{\mathcal{B}}{\rho_0} \rho$$

# Barotropic 2-Phase Flow (Cont.)



- Transport equations for material quantities  $\gamma$ ,  $\mathcal{B}$ , &  $\rho_0$ 
  - $\gamma$ -based equations

$$\frac{\partial}{\partial \tau} \left( \frac{1}{\gamma - 1} \right) + U \frac{\partial}{\partial \xi} \left( \frac{1}{\gamma - 1} \right) + V \frac{\partial}{\partial \eta} \left( \frac{1}{\gamma - 1} \right) = 0$$

$$\frac{\partial}{\partial \tau} \left( \frac{\gamma \mathcal{B}}{\gamma - 1} \right) + U \frac{\partial}{\partial \xi} \left( \frac{\gamma \mathcal{B}}{\gamma - 1} \right) + V \frac{\partial}{\partial \eta} \left( \frac{\gamma \mathcal{B}}{\gamma - 1} \right) = 0$$

$$\frac{\partial}{\partial \tau} \left( \frac{J \mathcal{B}}{\rho_0} \rho \right) + \frac{\partial}{\partial \xi} \left( J \frac{\mathcal{B}}{\rho_0} \rho U \right) + \frac{\partial}{\partial \eta} \left( J \frac{\mathcal{B}}{\rho_0} \rho V \right) = 0$$

- $\alpha$ -based equations (Kapila *et al.*, Phys. Fluid 2001)

$$\frac{\partial \alpha}{\partial \tau} + U \frac{\partial \alpha}{\partial \xi} + V \frac{\partial \alpha}{\partial \eta} = \alpha_1 \alpha_2 \left( \frac{\rho_1 c_1^2 - \rho_2 c_2^2}{\sum_{k=1}^2 \alpha_k \rho_k c_k^2} \right) \nabla \cdot \vec{u}$$

... will not be discussed here



# Barotropic & Non-Barotropic Flow



- Equations of state
  - Fluid component 1: **Tait** EOS

$$p(\rho) = (p_0 + \mathcal{B}) \left( \frac{\rho}{\rho_0} \right)^\gamma - \mathcal{B}$$

- Fluid component 2: **Noble-Abel** EOS

$$p(\rho, \rho e) = \left( \frac{\gamma - 1}{1 - b\rho} \right) \rho e \quad (0 \leq b \leq 1/\rho)$$

# Barotropic & Non-Barotropic Flow



- Equations of state

- Fluid component 1: **Tait** EOS

$$p(\rho) = (p_0 + \mathcal{B}) \left( \frac{\rho}{\rho_0} \right)^\gamma - \mathcal{B}$$

- Fluid component 2: **Noble-Abel** EOS

$$p(\rho, \rho e) = \left( \frac{\gamma - 1}{1 - b\rho} \right) \rho e \quad (0 \leq b \leq 1/\rho)$$

- **Mixture** pressure law (Shyue, Shock Waves 2006)

$$p(\rho, \rho e) = \begin{cases} (p_0 + \mathcal{B}) \left( \frac{\rho}{\rho_0} \right)^\gamma - \mathcal{B} & \text{if } \alpha = 1 \quad (\text{fluid 1}) \\ \left( \frac{\gamma - 1}{1 - b\rho} \right) (\rho e - \mathcal{B}) - \mathcal{B} & \text{if } \alpha \neq 1 \end{cases}$$

# Baro. & Non-Baro. Flow (Cont.)



- Equations of state

- Fluid component 1: **Tait** EOS

$$p(V) = \mathcal{A}(S_0) (p_0 + \mathcal{B}) \left( \frac{V_0}{V} \right)^\gamma - \mathcal{B}, \quad V = 1/\rho$$

- Fluid component 2: **Noble-Abel** EOS

$$p(V, S) = \mathcal{A}(S) p_0 \left( \frac{V_0 - b}{V - b} \right)^\gamma$$

- **Mixture** pressure law

$$p(V, S) = \mathcal{A}(S) (p_0 + \mathcal{B}) \left( \frac{V_0 - b}{V - b} \right)^\gamma - \mathcal{B}$$

# Baro. & Non-Baro. Flow (Cont.)



- Equations of state

- Fluid component 1: **Tait** EOS

$$p(V) = \mathcal{A}(S_0) (p_0 + \mathcal{B}) \left( \frac{V_0}{V} \right)^\gamma - \mathcal{B}, \quad V = 1/\rho$$

- Fluid component 2: **Noble-Abel** EOS

$$p(V, S) = \mathcal{A}(S) p_0 \left( \frac{V_0 - b}{V - b} \right)^\gamma$$

- **Mixture** pressure law

$$p(V, S) = \mathcal{A}(S) (p_0 + \mathcal{B}) \left( \frac{V_0 - b}{V - b} \right)^\gamma - \mathcal{B}$$

variant form of

$$p(\rho, \rho e) = \left( \frac{\gamma - 1}{1 - b\rho} \right) (\rho e - \mathcal{B}) - \mathcal{B}$$

# Baro. & Non-Baro. Flow (Cont.)



- Transport equations for material quantities  $\gamma$ ,  $b$ , &  $\mathcal{B}$ 
  - $\alpha$ -based equations

$$\frac{\partial \alpha}{\partial \tau} + U \frac{\partial \alpha}{\partial \xi} + V \frac{\partial \alpha}{\partial \eta} = 0$$

$$\frac{\partial}{\partial \tau} (J \rho_1 \alpha) + \frac{\partial}{\partial \xi} (J \rho_1 \alpha U) + \frac{\partial}{\partial \eta} (J \rho_1 \alpha V) = 0$$

with  $z = \sum_{i=1}^2 \alpha_i z_i$ ,  $z = \frac{1}{\gamma-1}$ ,  $\frac{b\rho}{\gamma-1}$ , &  $\frac{\gamma-b\rho}{\gamma-1} \mathcal{B}$



# Baro. & Non-Baro. Flow (Cont.)



- Transport equations for material quantities  $\gamma$ ,  $b$ , &  $\mathcal{B}$ 
  - $\alpha$ -based equations

$$\frac{\partial \alpha}{\partial \tau} + U \frac{\partial \alpha}{\partial \xi} + V \frac{\partial \alpha}{\partial \eta} = 0$$

$$\frac{\partial}{\partial \tau} (J \rho_1 \alpha) + \frac{\partial}{\partial \xi} (J \rho_1 \alpha U) + \frac{\partial}{\partial \eta} (J \rho_1 \alpha V) = 0$$

with  $z = \sum_{\iota=1}^2 \alpha_{\iota} z_{\iota}$ ,  $z = \frac{1}{\gamma-1}$ ,  $\frac{b\rho}{\gamma-1}$ , &  $\frac{\gamma-b\rho}{\gamma-1} \mathcal{B}$

Note: 
$$\frac{1-b\rho}{\gamma-1} p + \frac{\gamma-b\rho}{\gamma-1} \mathcal{B} = \rho e = \sum_{\iota=1}^2 \alpha_{\iota} \rho_{\iota} e_{\iota}$$
$$= \sum_{\iota=1}^2 \alpha_{\iota} \left( \frac{1-b_{\iota}\rho_{\iota}}{\gamma_{\iota}-1} p_{\iota} + \frac{\gamma_{\iota}-b_{\iota}\rho_{\iota}}{\gamma_{\iota}-1} \mathcal{B}_{\iota} \right)$$

# Baro. & Non-Baro. Flow (Cont.)



- Transport equations for material quantities  $\gamma$ ,  $b$ , &  $\mathcal{B}$ 
  - $\alpha$ -based equations

$$\frac{\partial \alpha}{\partial \tau} + U \frac{\partial \alpha}{\partial \xi} + V \frac{\partial \alpha}{\partial \eta} = 0$$

$$\frac{\partial}{\partial \tau} (J \rho_1 \alpha) + \frac{\partial}{\partial \xi} (J \rho_1 \alpha U) + \frac{\partial}{\partial \eta} (J \rho_1 \alpha V) = 0$$

with  $z = \sum_{\iota=1}^2 \alpha_{\iota} z_{\iota}$ ,  $z = \frac{1}{\gamma-1}$ ,  $\frac{b\rho}{\gamma-1}$ , &  $\frac{\gamma-b\rho}{\gamma-1} \mathcal{B}$

Note:  $\frac{1-b\rho}{\gamma-1} p + \frac{\gamma-b\rho}{\gamma-1} \mathcal{B} = \rho e = \sum_{\iota=1}^2 \alpha_{\iota} \rho_{\iota} e_{\iota}$

$$= \sum_{\iota=1}^2 \alpha_{\iota} \left( \frac{1-b_{\iota}\rho_{\iota}}{\gamma_{\iota}-1} p_{\iota} + \frac{\gamma_{\iota}-b_{\iota}\rho_{\iota}}{\gamma_{\iota}-1} \mathcal{B}_{\iota} \right)$$

# Multifluid Model



With  $(x_\tau, y_\tau) = h_0(u, v)$  & sample **EOS** described above, our  **$\alpha$ -based** model for **multifluid** flow is

$$\frac{\partial}{\partial \tau} \begin{pmatrix} J\rho \\ J\rho u \\ J\rho v \\ JE \\ x_\xi \\ y_\xi \\ x_\eta \\ y_\eta \\ J\rho_1\alpha \end{pmatrix} + \frac{\partial}{\partial \xi} \begin{pmatrix} J\rho U \\ J\rho uU + y_\eta p \\ J\rho vU - x_\eta p \\ JEU + (y_\eta u - x_\eta v)p \\ -h_0 u \\ -h_0 v \\ 0 \\ 0 \\ J\rho_1\alpha U \end{pmatrix} + \frac{\partial}{\partial \eta} \begin{pmatrix} J\rho V \\ J\rho uV - y_\xi p \\ J\rho vV + x_\xi p \\ JEV + (x_\xi v - y_\xi u)p \\ 0 \\ 0 \\ -h_0 u \\ -h_0 v \\ J\rho_1\alpha V \end{pmatrix} = \tilde{\psi}$$

$$\frac{\partial \alpha}{\partial \tau} + U \frac{\partial \alpha}{\partial \xi} + V \frac{\partial \alpha}{\partial \eta} = 0,$$

plus  $\alpha$ -averaged material quantities

# Multifluid Model (Cont.)



For convenience, our multifluid model is written into

$$\frac{\partial q}{\partial \tau} + f \left( \frac{\partial}{\partial \xi}, q, \Xi \right) + g \left( \frac{\partial}{\partial \eta}, q, \Xi \right) = \tilde{\psi}$$

with

$$q = [J\rho, J\rho u, J\rho v, JE, x_\xi, y_\xi, x_\eta, y_\eta, J\rho_1\alpha, \alpha]^T$$

$$f = \left[ \frac{\partial}{\partial \xi}(J\rho U), \frac{\partial}{\partial \xi}(J\rho u U + y_\eta p), \frac{\partial}{\partial \xi}(J\rho v U - x_\eta p), \frac{\partial}{\partial \xi}(JEU + (y_\eta u - x_\eta v)p), \right. \\ \left. \frac{\partial}{\partial \xi}(-h_0 u), \frac{\partial}{\partial \xi}(-h_0 v), 0, 0, \frac{\partial}{\partial \xi}(J\rho_1\alpha U), U \frac{\partial \alpha}{\partial \xi} \right]^T$$

$$g = \left[ \frac{\partial}{\partial \eta}(J\rho V), \frac{\partial}{\partial \eta}(J\rho u V - y_\xi p), \frac{\partial}{\partial \eta}(J\rho v V + x_\xi p), \frac{\partial}{\partial \eta}(JEV + (x_\xi v - y_\xi u)p), \right. \\ \left. 0, 0, \frac{\partial}{\partial \eta}(-h_0 u), \frac{\partial}{\partial \eta}(-h_0 v), \frac{\partial}{\partial \eta}(J\rho_1\alpha V), V \frac{\partial \alpha}{\partial \eta} \right]^T$$

# Multifluid model: Remarks



- As before, under thermodyn. stability condition, our multifluid model in **generalized** coordinates is **hyperbolic** when  $h_0 \neq 1$ , & is **weakly hyperbolic** when  $h_0 = 1$
- Our model system is written in **quasi-conservative** form with **spatially** varying fluxes in generalized coordinates
- Our grid system is a **time-varying** grid
- Extension of the model to general **non-barotropic** multifluid flow can be made in an analogous manner

# Multifluid model: Remarks



- As before, under thermodyn. stability condition, our multifluid model in **generalized** coordinates is **hyperbolic** when  $h_0 \neq 1$ , & is **weakly hyperbolic** when  $h_0 = 1$
- Our model system is written in **quasi-conservative** form with **spatially** varying fluxes in generalized coordinates
- Our grid system is a **time-varying** grid
- Extension of the model to general **non-barotropic** multifluid flow can be made in an analogous manner

Numerical Discretization?



# Numerical Discretization



- In 2D, equations to be solved takes the form

$$\frac{\partial q}{\partial \tau} + f \left( \frac{\partial}{\partial \xi}, q, \Xi \right) + g \left( \frac{\partial}{\partial \eta}, q, \Xi \right) = \tilde{\psi}$$

- A simple **dimensional-splitting** approach based on ***f*-wave** formulation of LeVeque *et al.* is used
  - Solve one-dimensional **generalized** Riemann problem (defined below) at each cell interfaces
  - Use resulting **jumps of fluxes** (decomposed into each wave family) of Riemann solution to update cell averages
  - Introduce **limited** jumps of fluxes to achieve high resolution

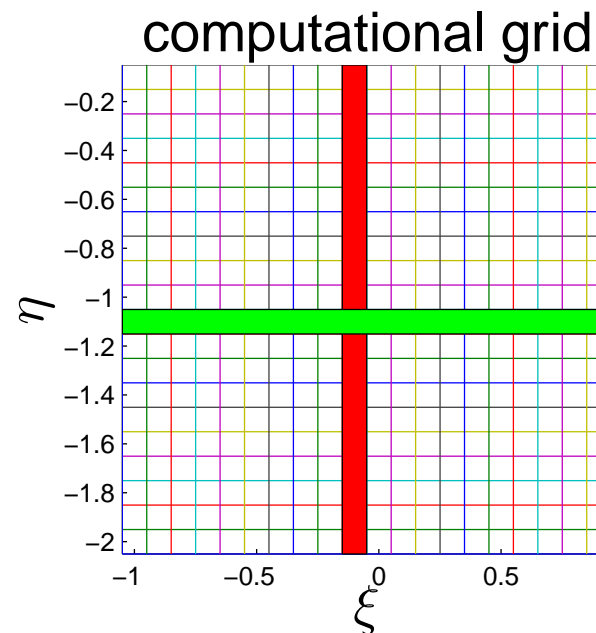
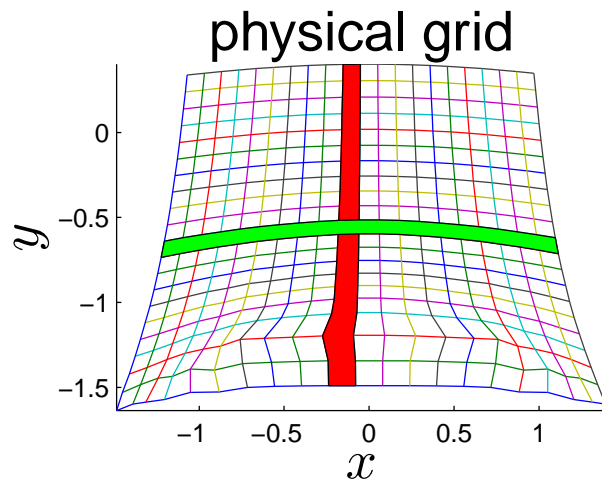
# Numerical Discretization (Cont.)



Employ **finite volume** formulation of numerical solution

$$Q_{ij}^n \approx \frac{1}{\Delta\xi\Delta\eta} \int_{C_{ij}} q(\xi, \eta, \tau_n) dA$$

that gives **approximate** value of **cell average** of solution  $q$  over cell  $C_{ij} = [\xi_i, \xi_{i+1}] \times [\eta_j, \eta_{j+1}]$  at time  $\tau_n$





# Generalized Riemann Problem



**Generalized** Riemann problem of our multifluid model at cell interface  $\xi_{i-1/2}$  consists of the equation

$$\frac{\partial q}{\partial \tau} + F_{i-\frac{1}{2},j}(\partial_\xi, q, \Xi) = 0$$

together with **flux** function

$$F_{i-\frac{1}{2},j} = \begin{cases} f_{i-1,j}(\partial_\xi, q, \Xi) & \text{for } \xi < \xi_{i-1/2} \\ f_{ij}(\partial_\xi, q, \Xi) & \text{for } \xi > \xi_{i-1/2} \end{cases}$$

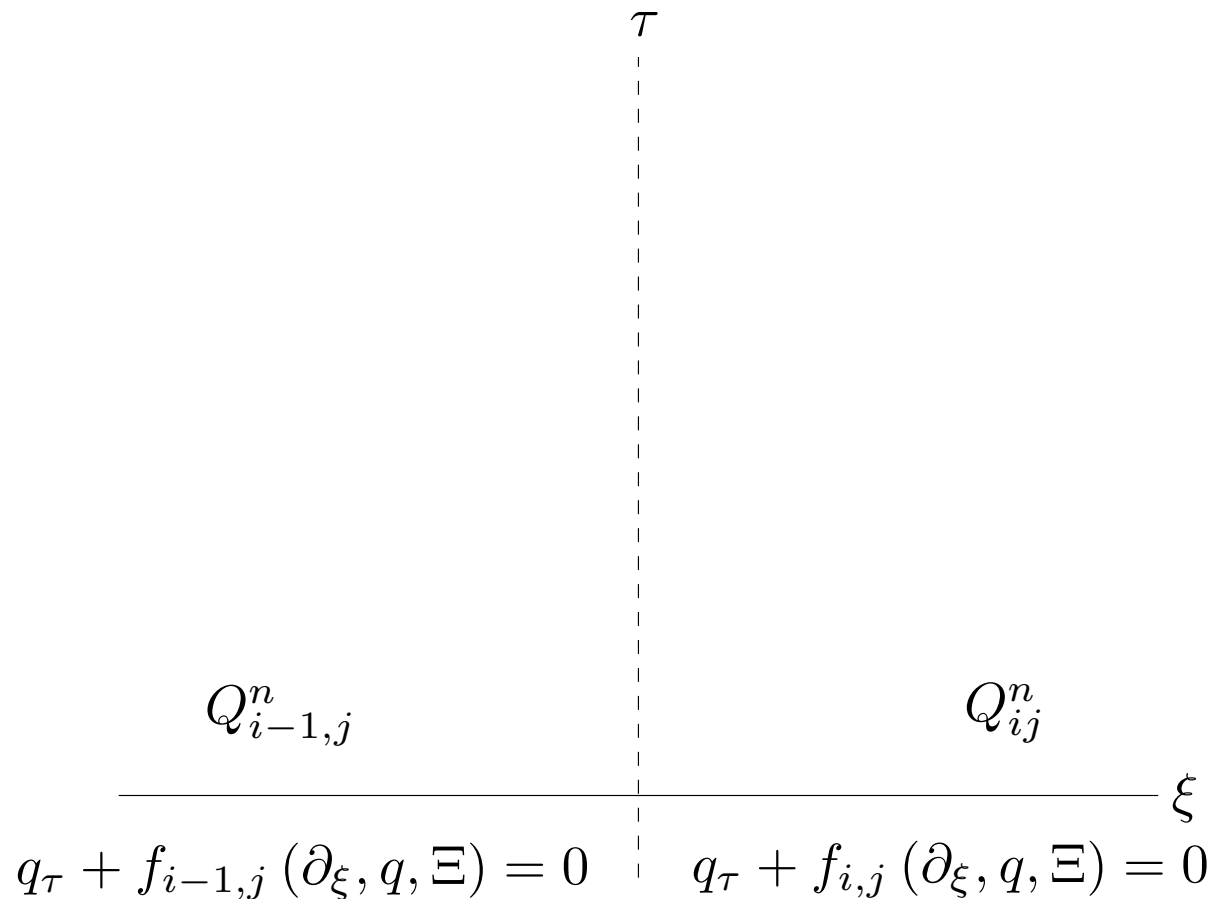
and **piecewise constant** initial data

$$q(\xi, 0) = \begin{cases} Q_{i-1,j}^n & \text{for } \xi < \xi_{i-1/2} \\ Q_{ij}^n & \text{for } \xi > \xi_{i-1/2} \end{cases}$$

# General. Riemann Problem (Cont.)



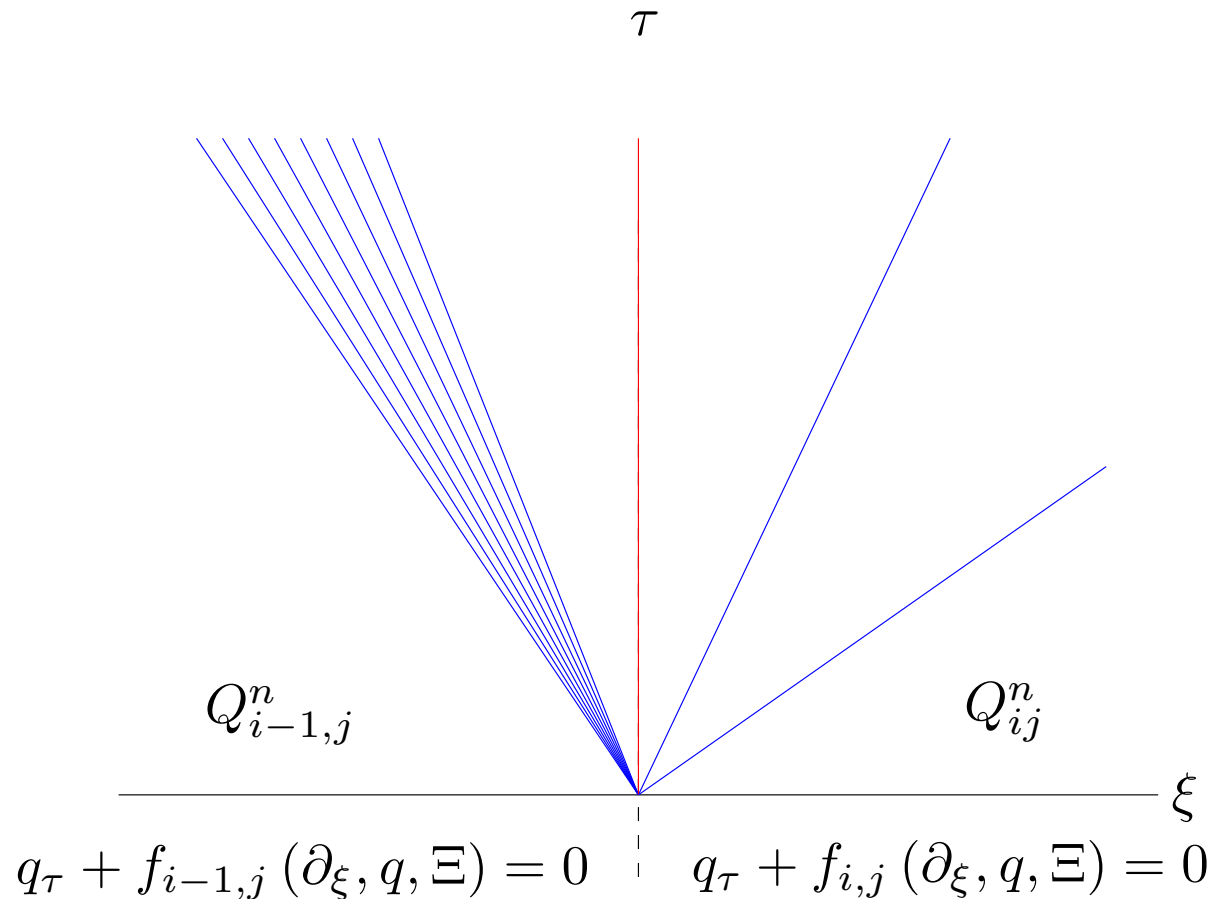
Generalized Riemann problem at time  $\tau = 0$



# General. Riemann Problem (Cont.)



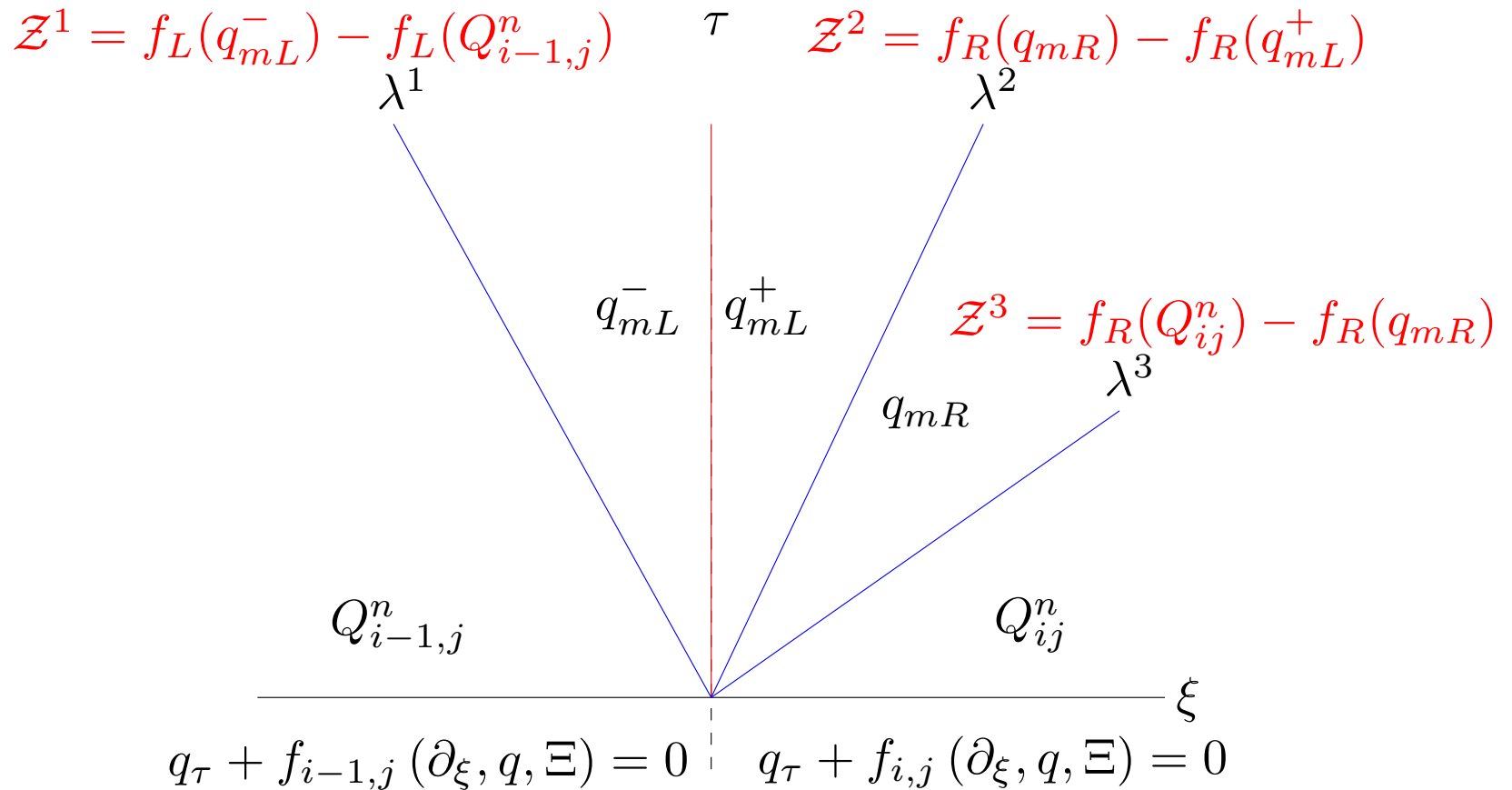
**Exact** generalized Riemann solution: basic structure



# General. Riemann Problem (Cont.)



**Shock-only** approximate Riemann solution: basic structure



# Numerical Discretization (Cont.)



Basic steps of a dimensional-splitting scheme

- **$\xi$ -sweeps:** solve

$$\frac{\partial q}{\partial \tau} + f \left( \frac{\partial}{\partial \xi}, q, \Xi \right) = 0$$

updating  $Q_{ij}^n$  to  $Q_{i,j}^*$

- **$\eta$ -sweeps:** solve

$$\frac{\partial q}{\partial \tau} + g \left( \frac{\partial}{\partial \eta}, q, \Xi \right) = 0$$

updating  $Q_{ij}^*$  to  $Q_{i,j}^{n+1}$

# Numerical Discretization (Cont.)



That is to say,

●  **$\xi$ -sweeps:** we use

$$Q_{ij}^* = Q_{ij}^n - \frac{\Delta\tau}{\Delta\xi} \left( \mathcal{F}_{i+\frac{1}{2},j}^- - \mathcal{F}_{i-\frac{1}{2},j}^+ \right) - \frac{\Delta\tau}{\Delta\xi} \left( \tilde{\mathcal{Z}}_{i+\frac{1}{2},j} - \tilde{\mathcal{Z}}_{i-\frac{1}{2},j} \right)$$

$$\text{with } \tilde{\mathcal{Z}}_{i-\frac{1}{2},j} = \frac{1}{2} \sum_{p=1}^{m_w} \text{sign} \left( \lambda_{i-\frac{1}{2},j}^p \right) \left( 1 - \frac{\Delta\tau}{\Delta\xi} \left| \lambda_{i-\frac{1}{2},j}^p \right| \right) \tilde{\mathcal{Z}}_{i-\frac{1}{2},j}^p$$

●  **$\eta$ -sweeps:** we use

$$Q_{ij}^{n+1} = Q_{ij}^* - \frac{\Delta\tau}{\Delta\eta} \left( \mathcal{G}_{i,j+\frac{1}{2}}^- - \mathcal{G}_{i,j-\frac{1}{2}}^+ \right) - \frac{\Delta\tau}{\Delta\eta} \left( \tilde{\mathcal{Z}}_{i,j+\frac{1}{2}} - \tilde{\mathcal{Z}}_{i,j-\frac{1}{2}} \right)$$

$$\text{with } \tilde{\mathcal{Z}}_{i,j-\frac{1}{2}} = \frac{1}{2} \sum_{p=1}^{m_w} \text{sign} \left( \lambda_{i,j-\frac{1}{2}}^p \right) \left( 1 - \frac{\Delta\tau}{\Delta\eta} \left| \lambda_{i,j-\frac{1}{2}}^p \right| \right) \tilde{\mathcal{Z}}_{i,j-\frac{1}{2}}^p$$

# Numerical Discretization: Remarks



- Flux-based wave decomposition

$$f_{i,j} - f_{i-1,j} = \sum_{p=1}^{m_w} Z_{i-1/2}^p = \sum_{p=1}^{m_w} \lambda_{i-1/2}^p \mathcal{W}_{i-1/2}^p$$

- Some **care** should be taken on the **limited** jump of fluxes  $\tilde{\mathcal{W}}^p$ , for  $p = 2$  (contact wave), in particular to ensure correct **pressure equilibrium** across material interfaces
- **MUSCL**-type (slope limited) high resolution extension is not simple as one might think of for multifluid problems
- Splitting of **discontinuous fluxes** at cell interfaces: significance ?
- **First order** or **high resolution** method for geometric conservation laws: significance to grid **uniformity** ?

# Sample Examples



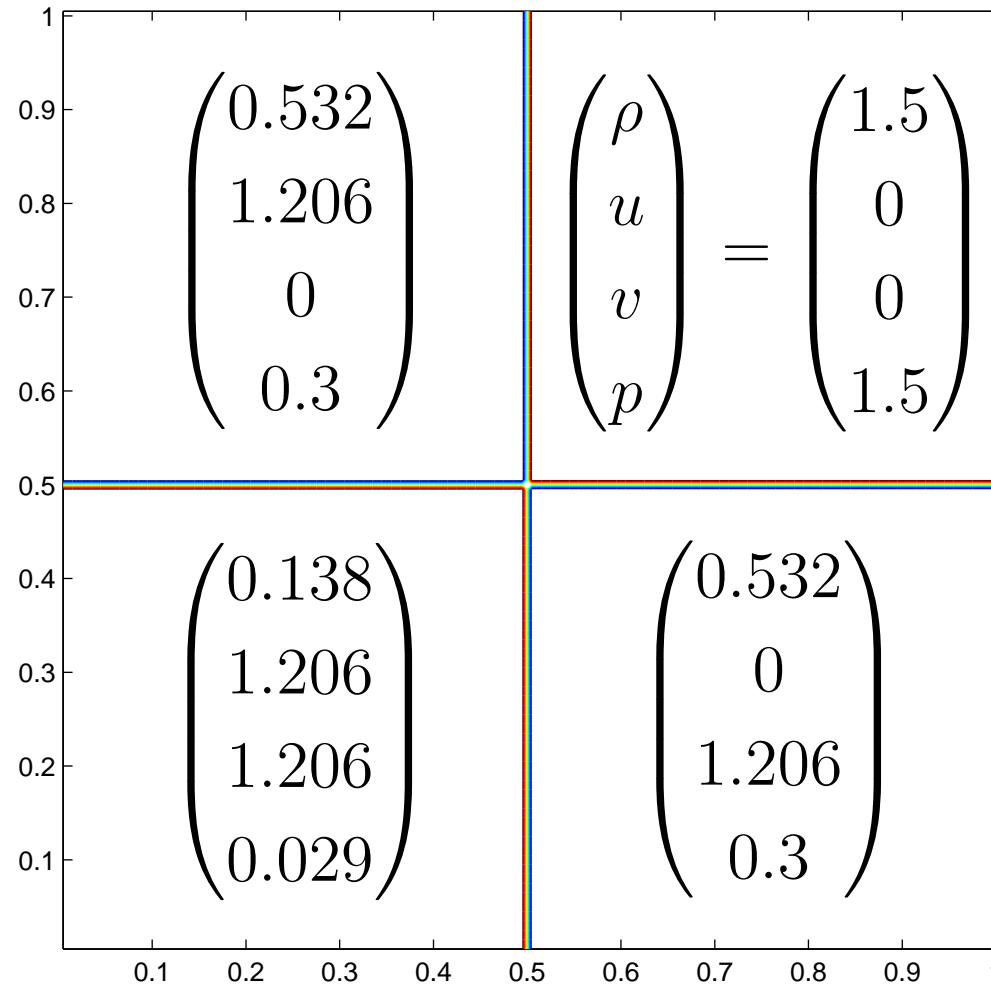
- Two-dimensional case
  - 2D Riemann problem
  - Radially symmetric problem
  - Underwater explosion
  - Shock-bubble interaction
    - Helium bubble case
    - Refrigerant bubble case
  
- Three-dimensional case
  - Underwater explosion
  - Shock-bubble interaction
    - Helium bubble case
    - Refrigerant bubble case



# 2D Riemann Problem



Initial condition for 4-shock wave pattern

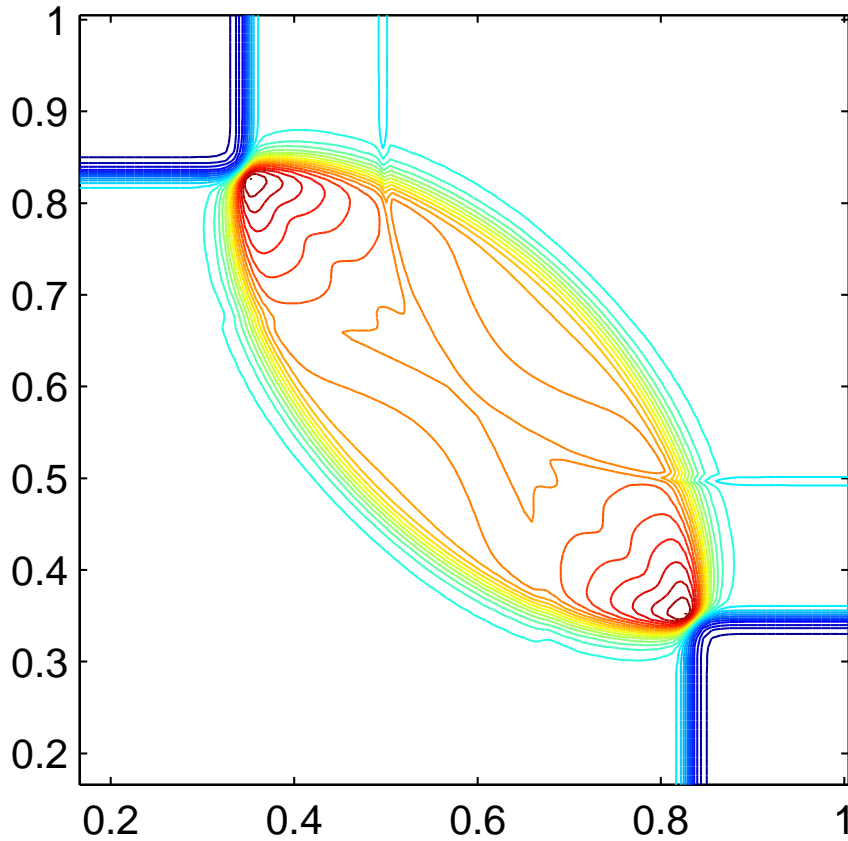


# 2D Riemann problem (Cont.)

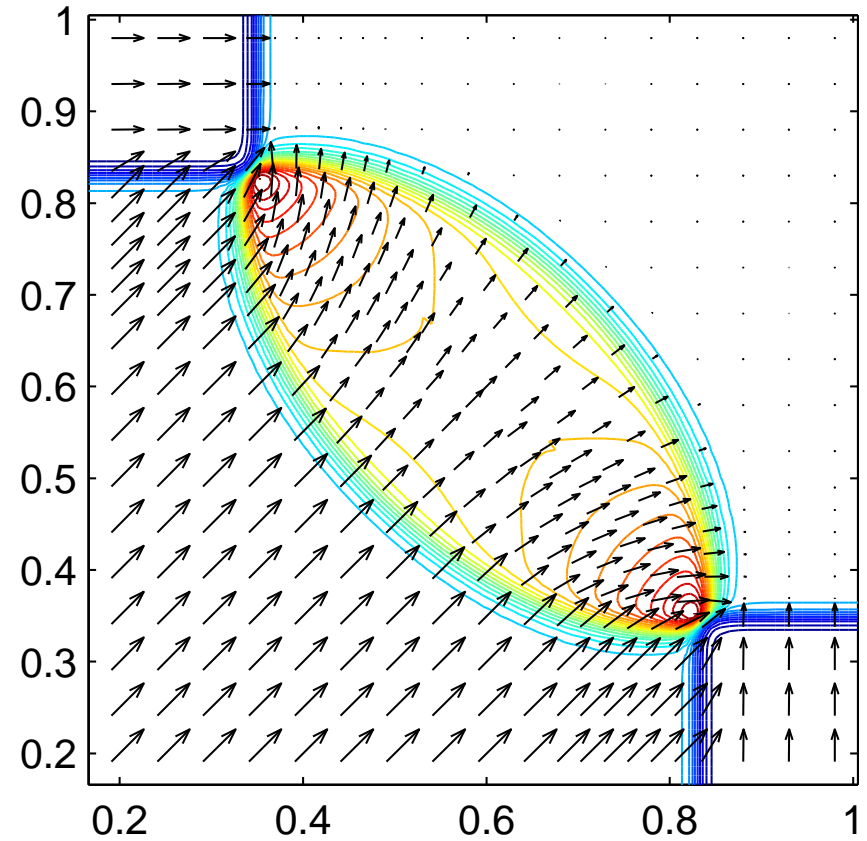


- Numerical contours for density and pressure

Density



Pressure

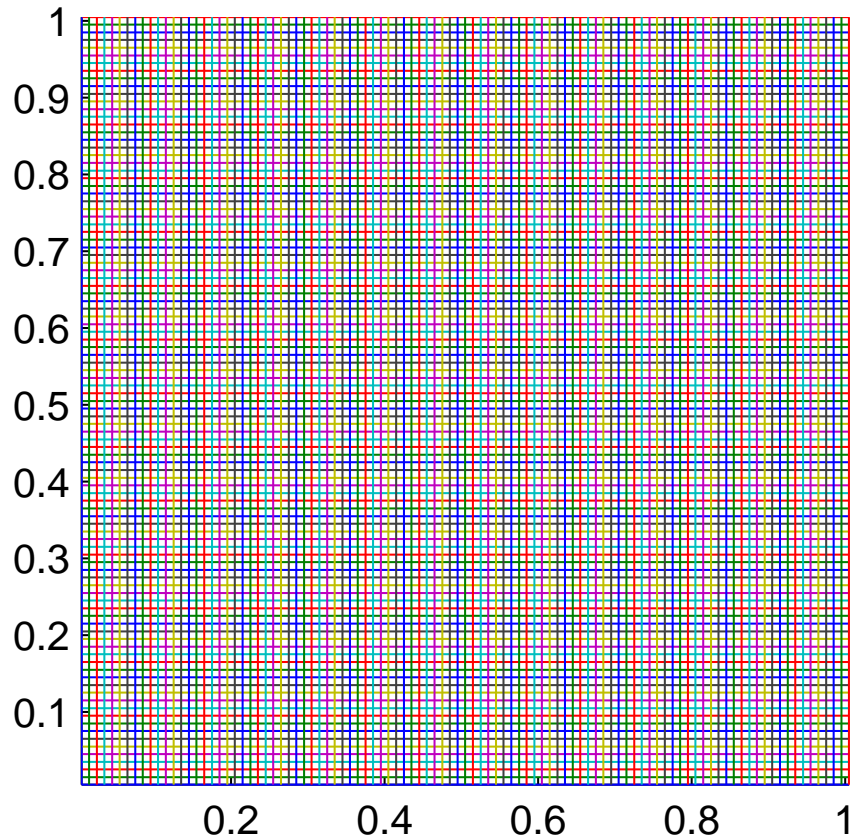


# 2D Riemann problem (Cont.)

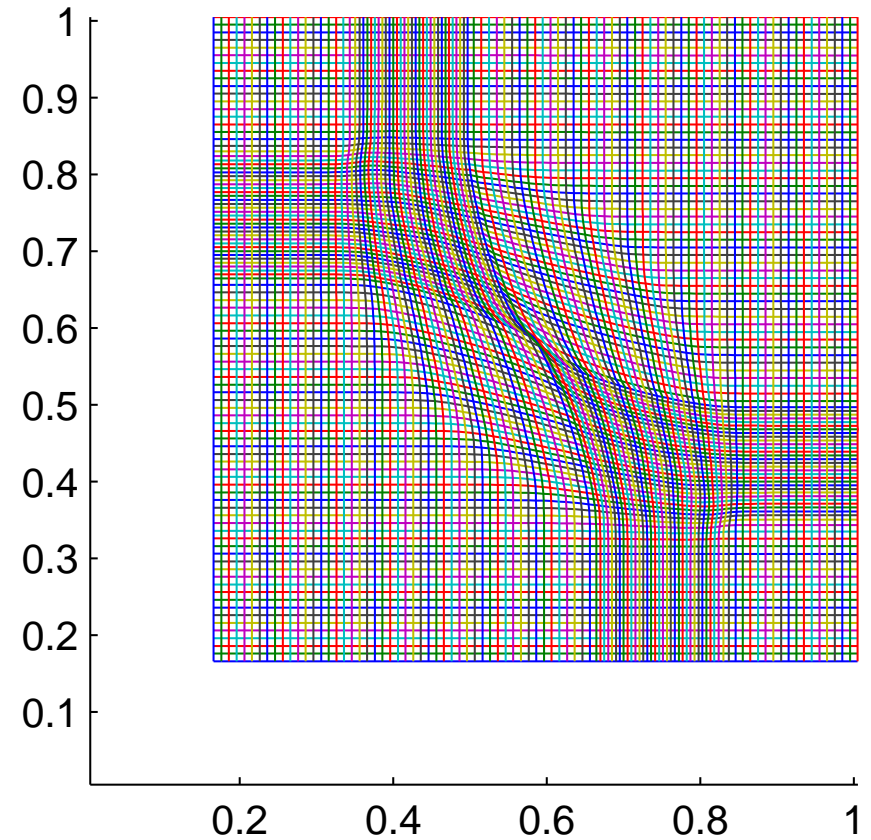


- Grid system with  $h_0 = 0.99$

time = 0



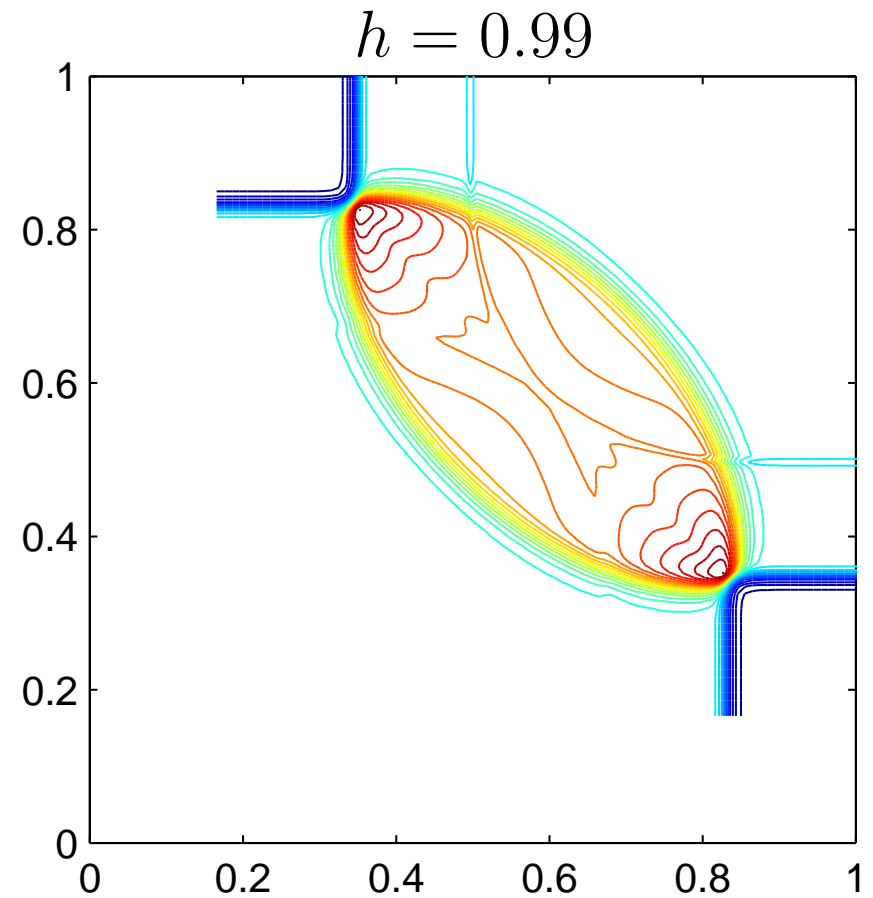
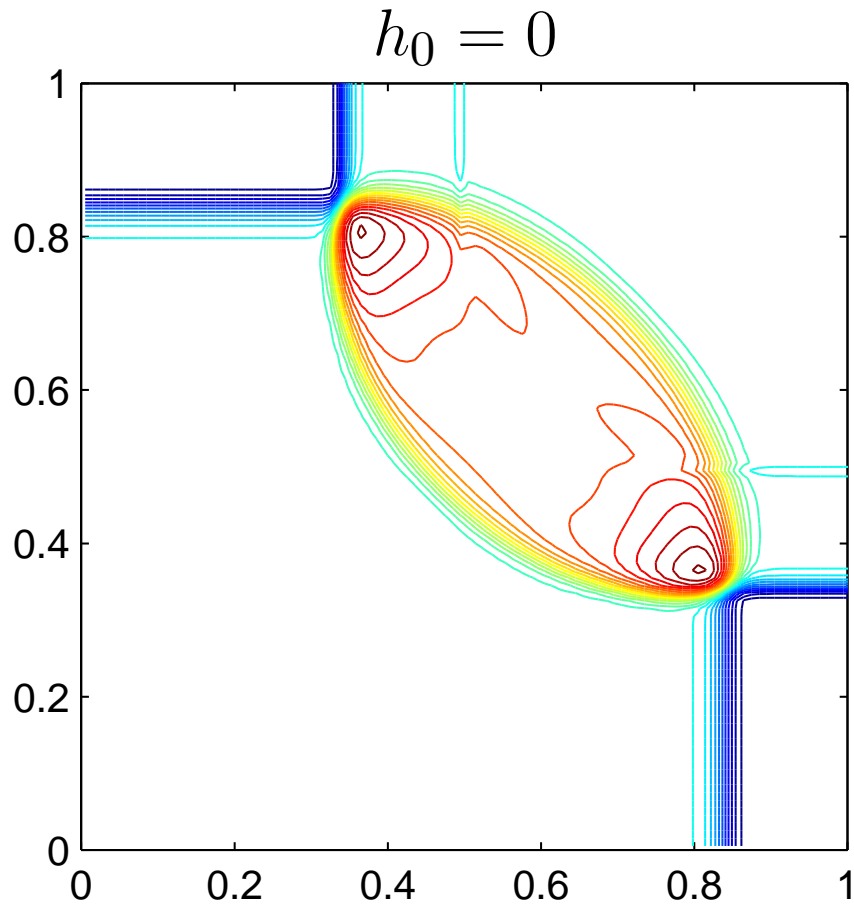
time = 0.2



# 2D Riemann problem (Cont.)



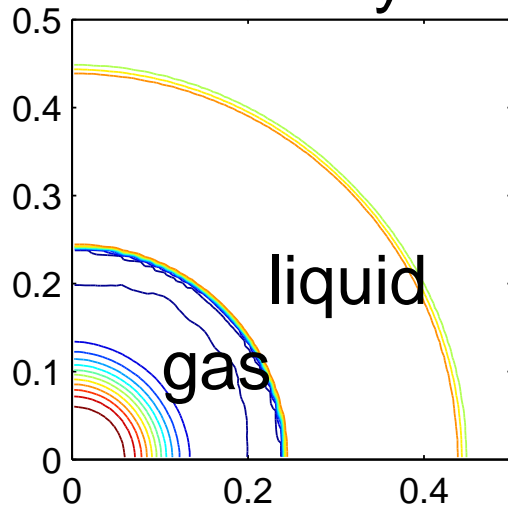
- Eulerian ( $h_0 = 0$ ) vs. generalized Lagrangian ( $h_0 = 0.99$ )



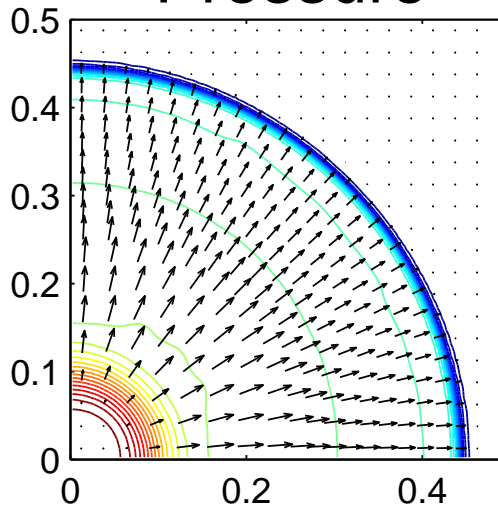
# Radially Symmetric Problem



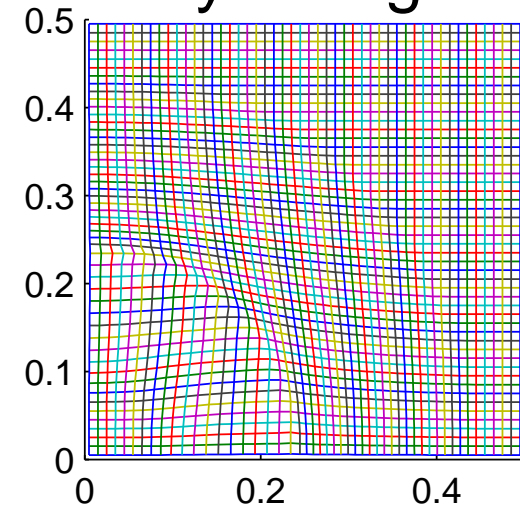
a)  $h_0 = 0.99$   
Density



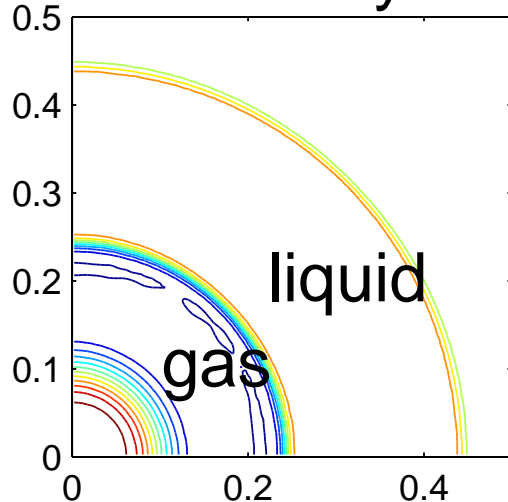
Pressure



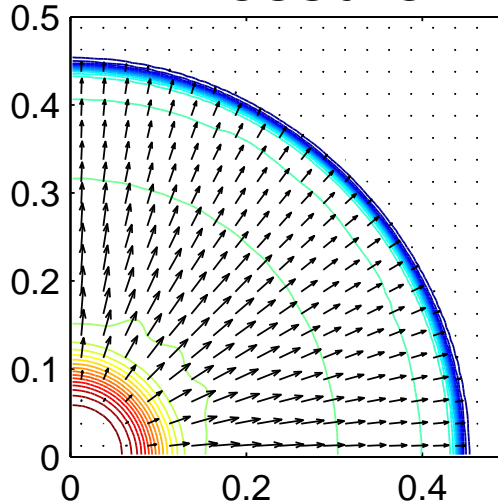
Physical grid



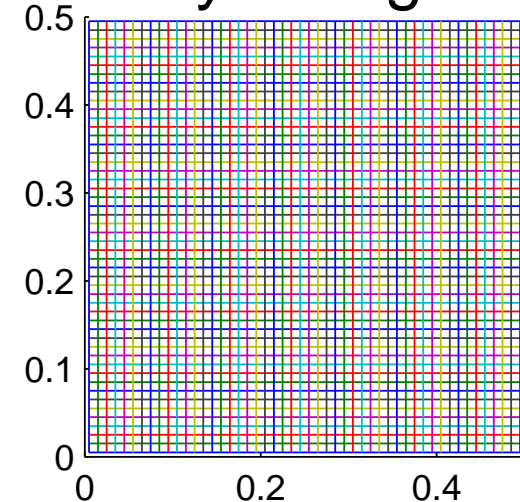
b)  $h_0 = 0$   
Density



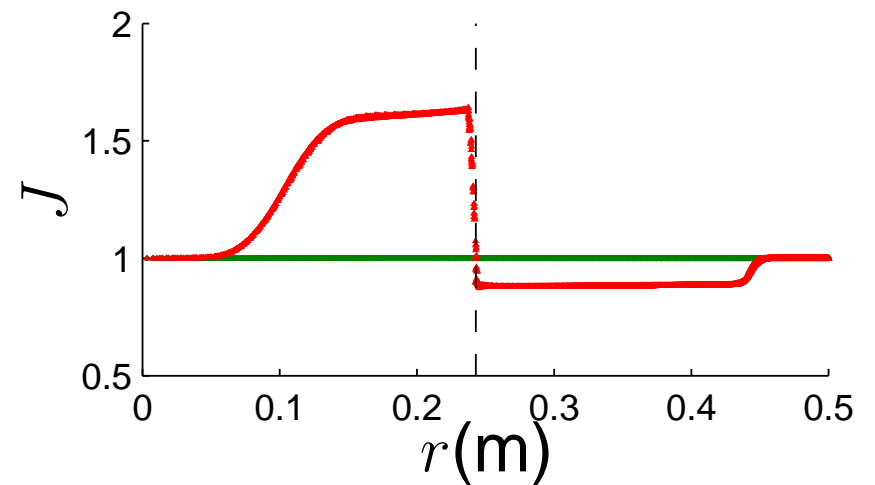
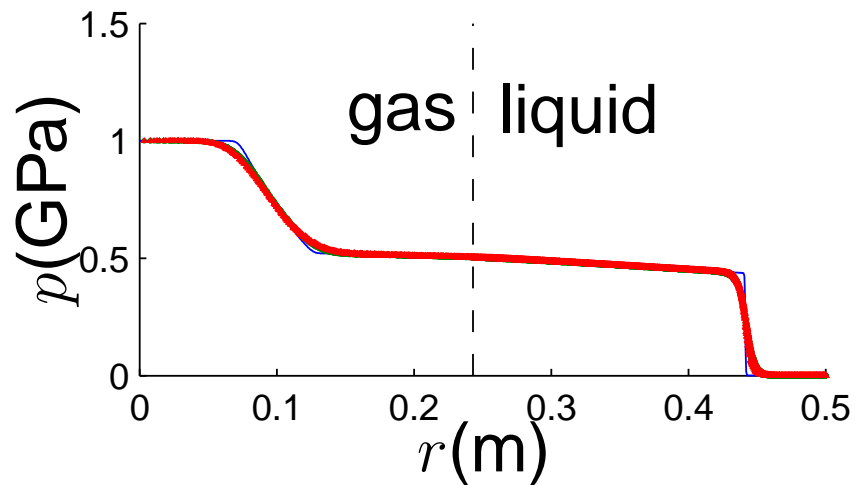
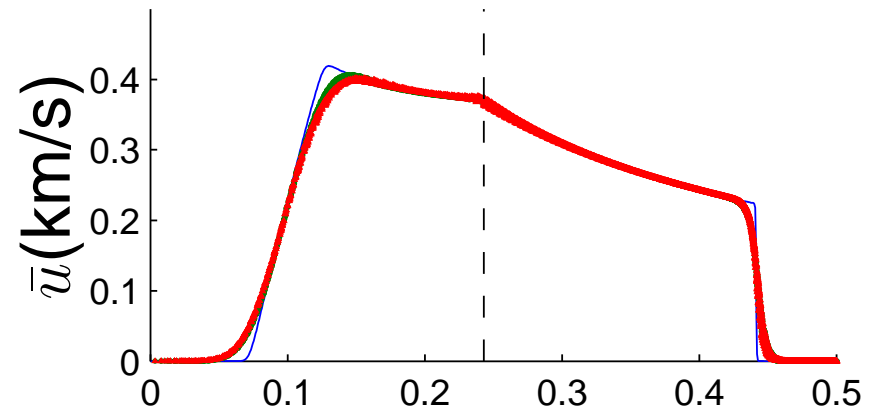
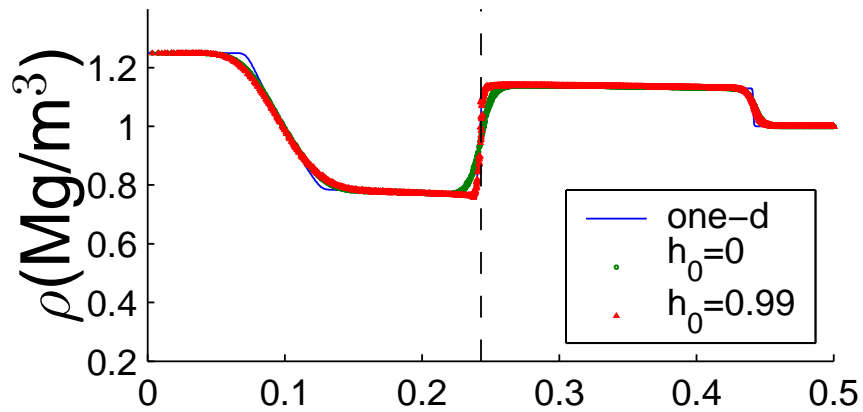

Pressure



Physical grid



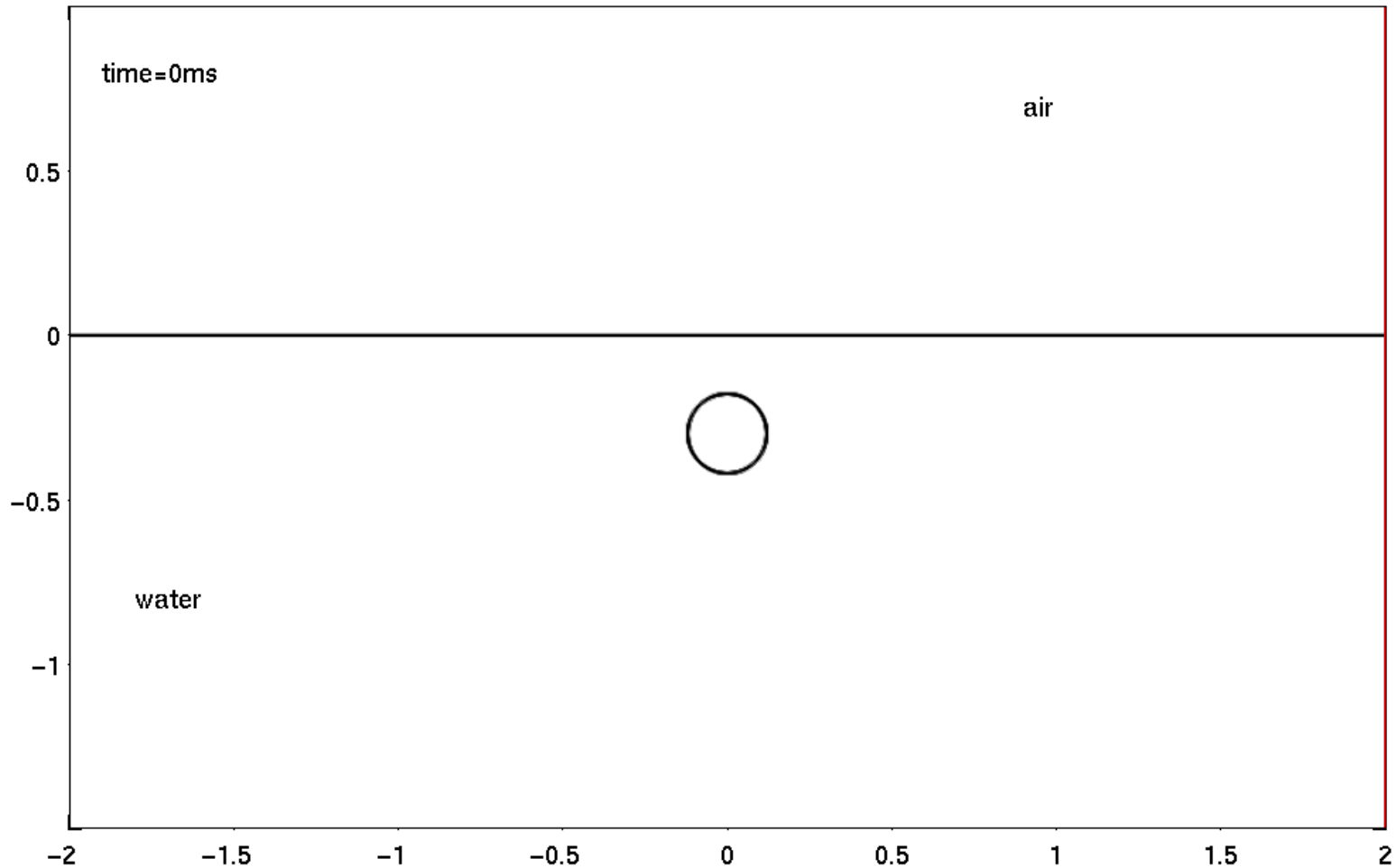
# Radially Symmetric Problem (Cont.)



# Underwater Explosions



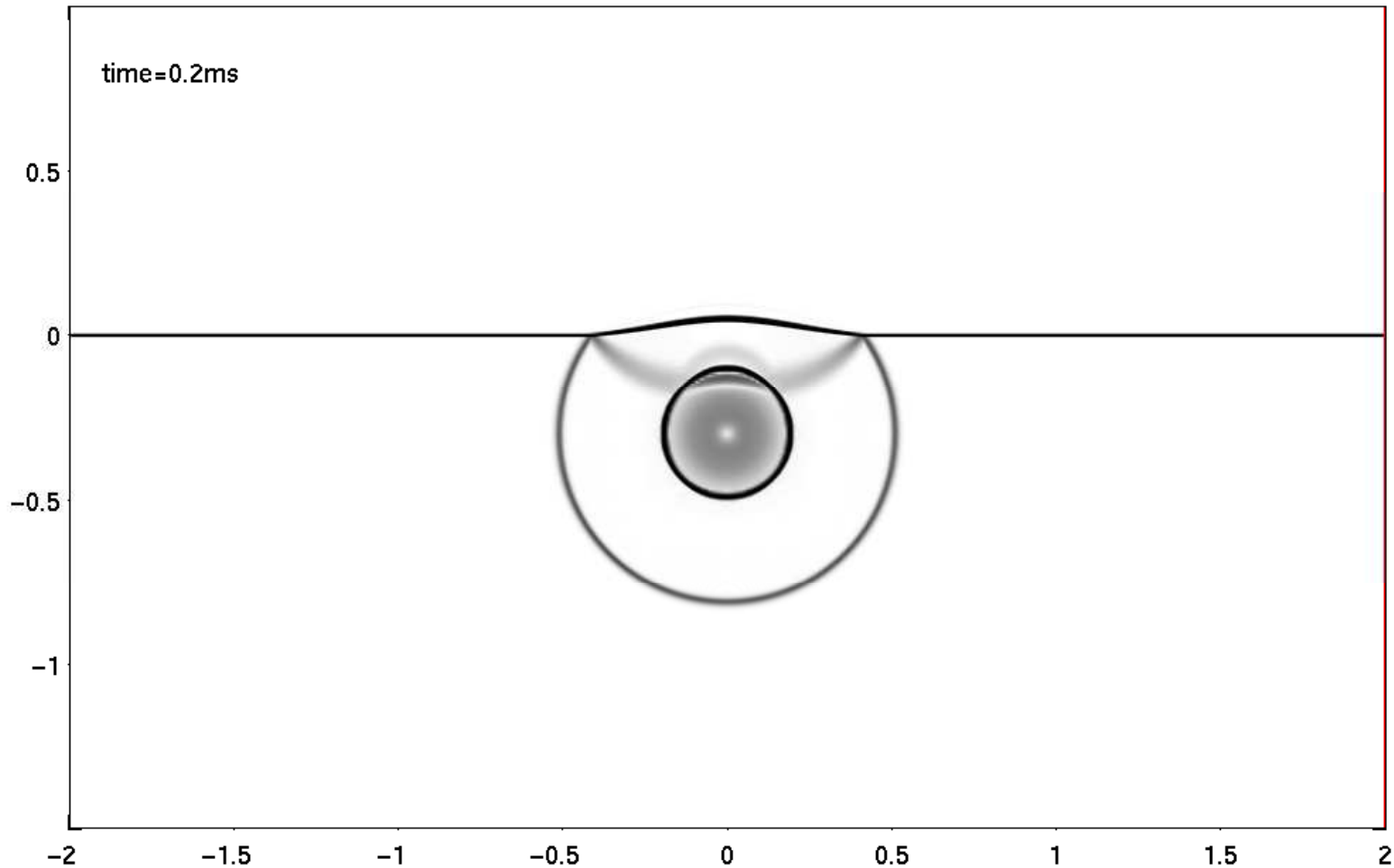
- Numerical schlieren images  $h_0 = 0.9$ ,  $800 \times 500$  grid



# Underwater Explosions



- Numerical schlieren images  $h_0 = 0.9$ ,  $800 \times 500$  grid

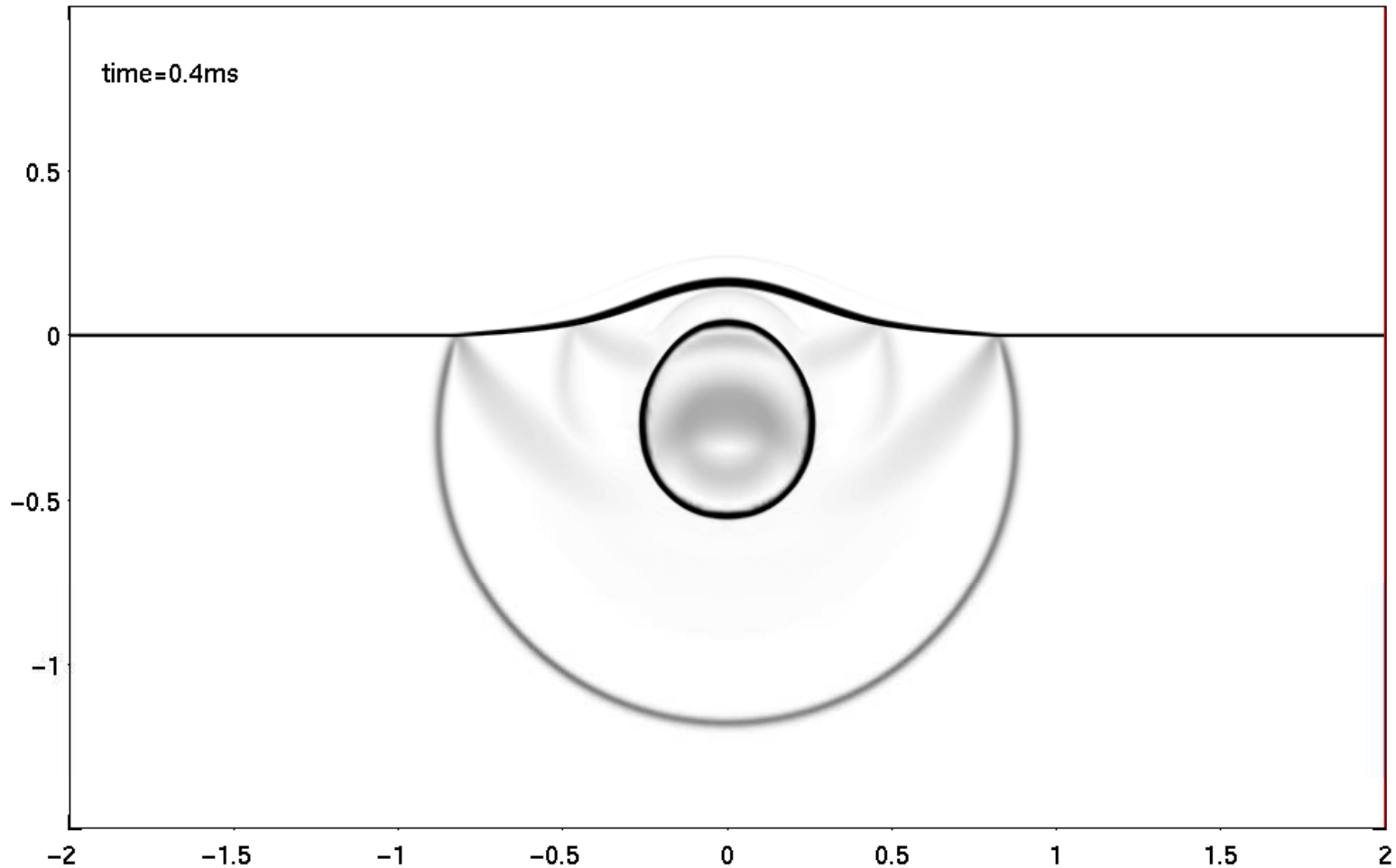




# Underwater Explosions



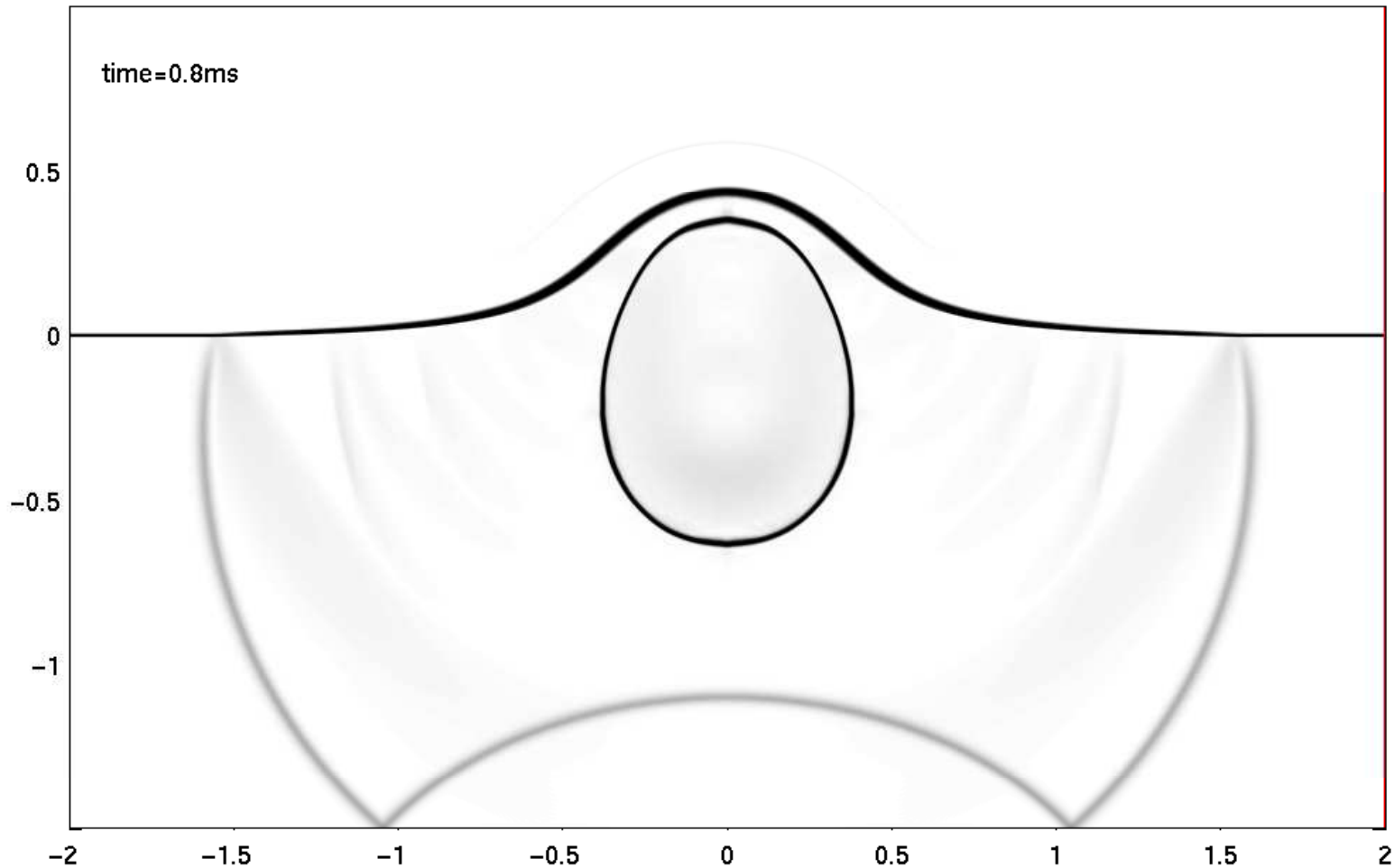
- Numerical schlieren images  $h_0 = 0.9$ ,  $800 \times 500$  grid



# Underwater Explosions



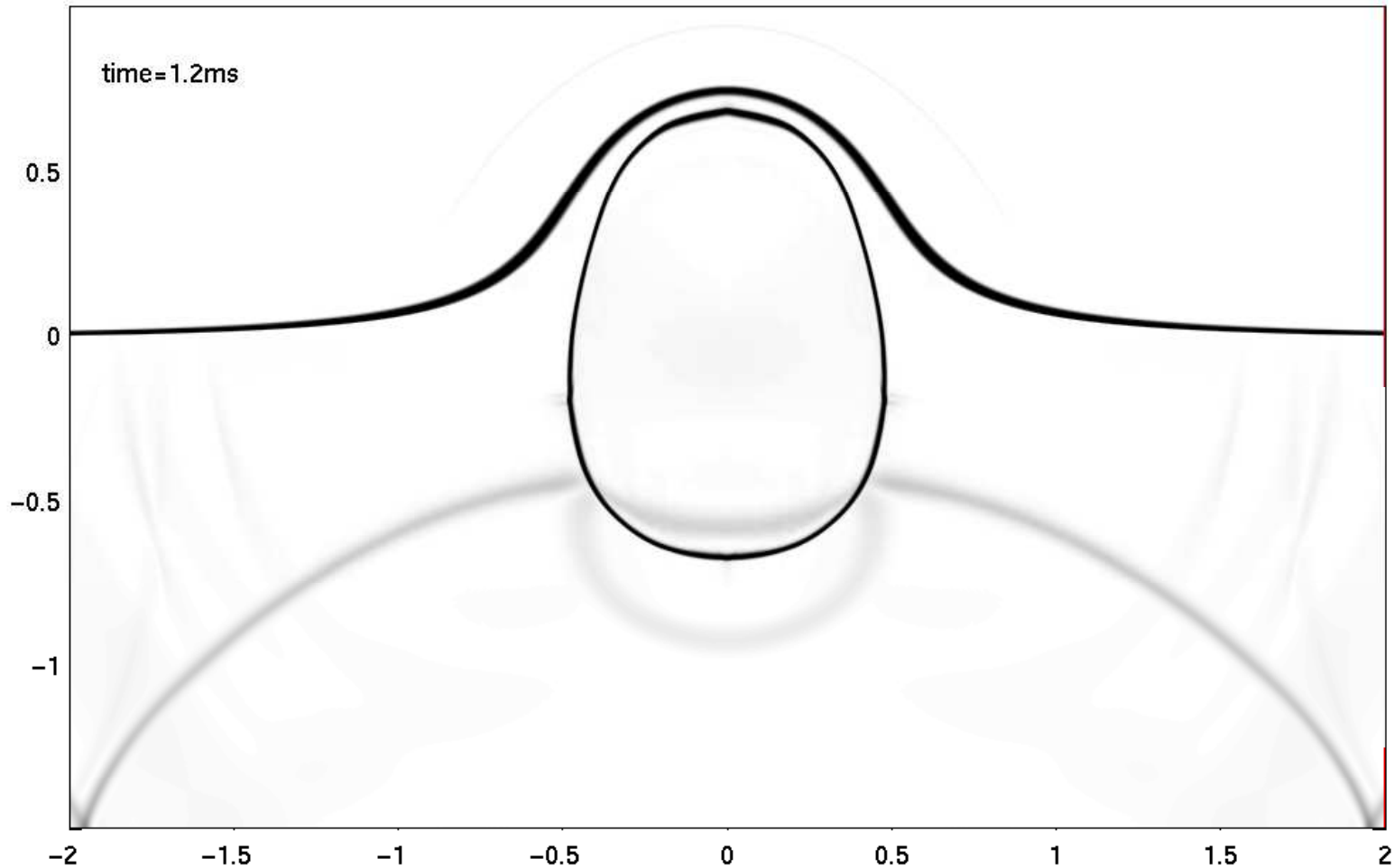
- Numerical schlieren images  $h_0 = 0.9$ ,  $800 \times 500$  grid



# Underwater Explosions



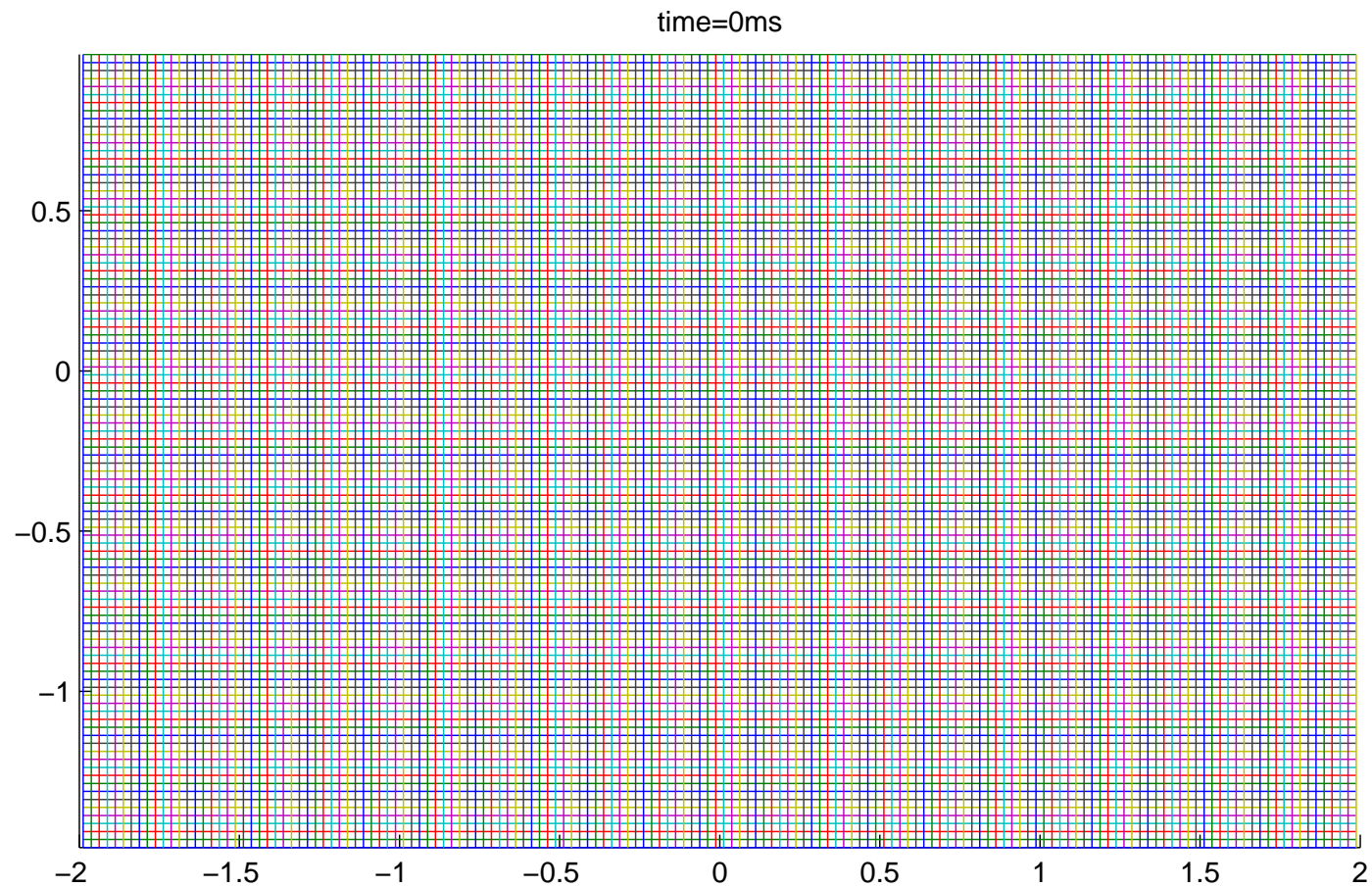
- Numerical schlieren images  $h_0 = 0.9$ ,  $800 \times 500$  grid



# Underwater Explosions (Cont.)



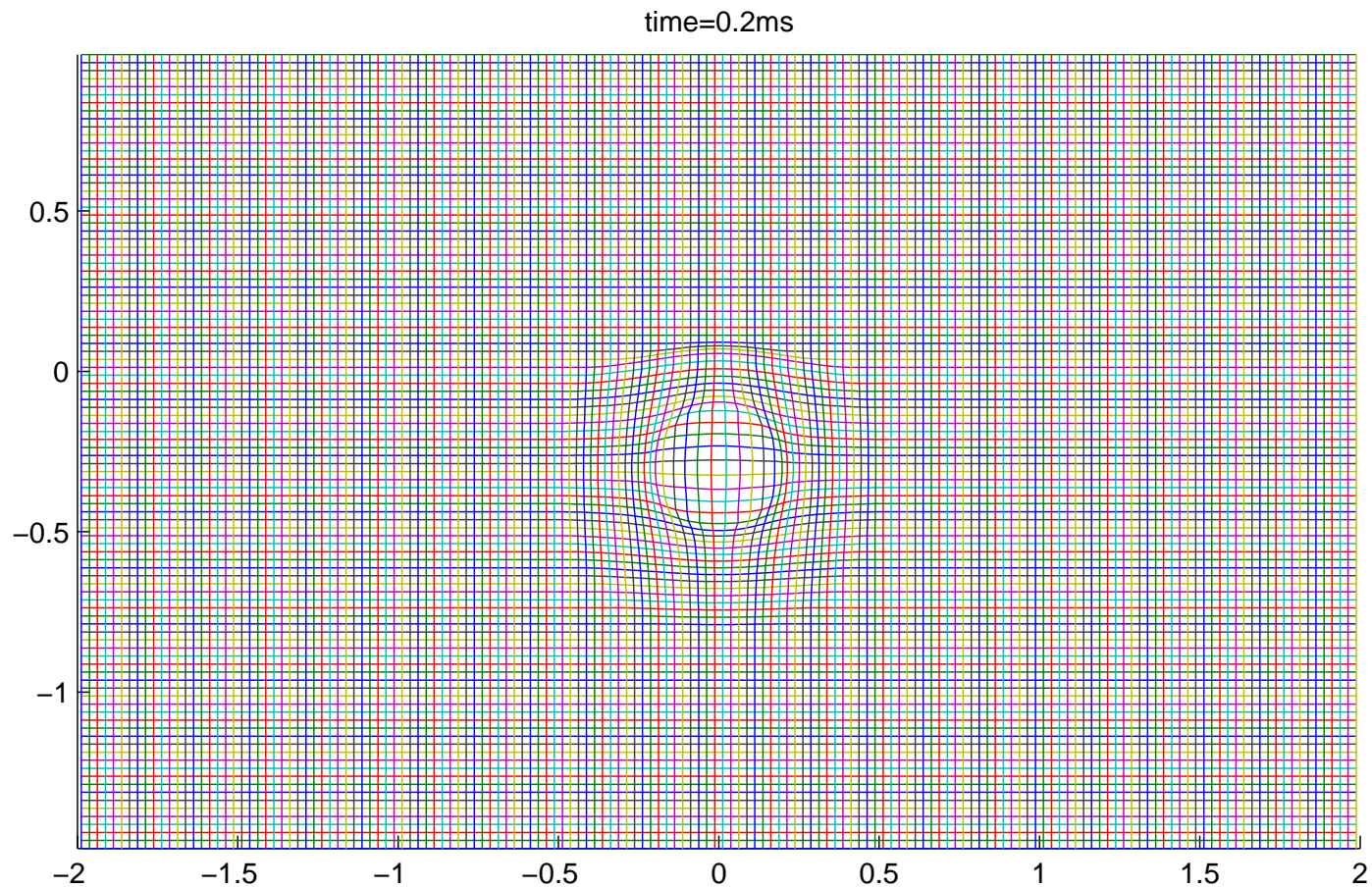
- Grid system (**coarsen** by factor 5) with  $h_0 = 0.9$



# Underwater Explosions (Cont.)



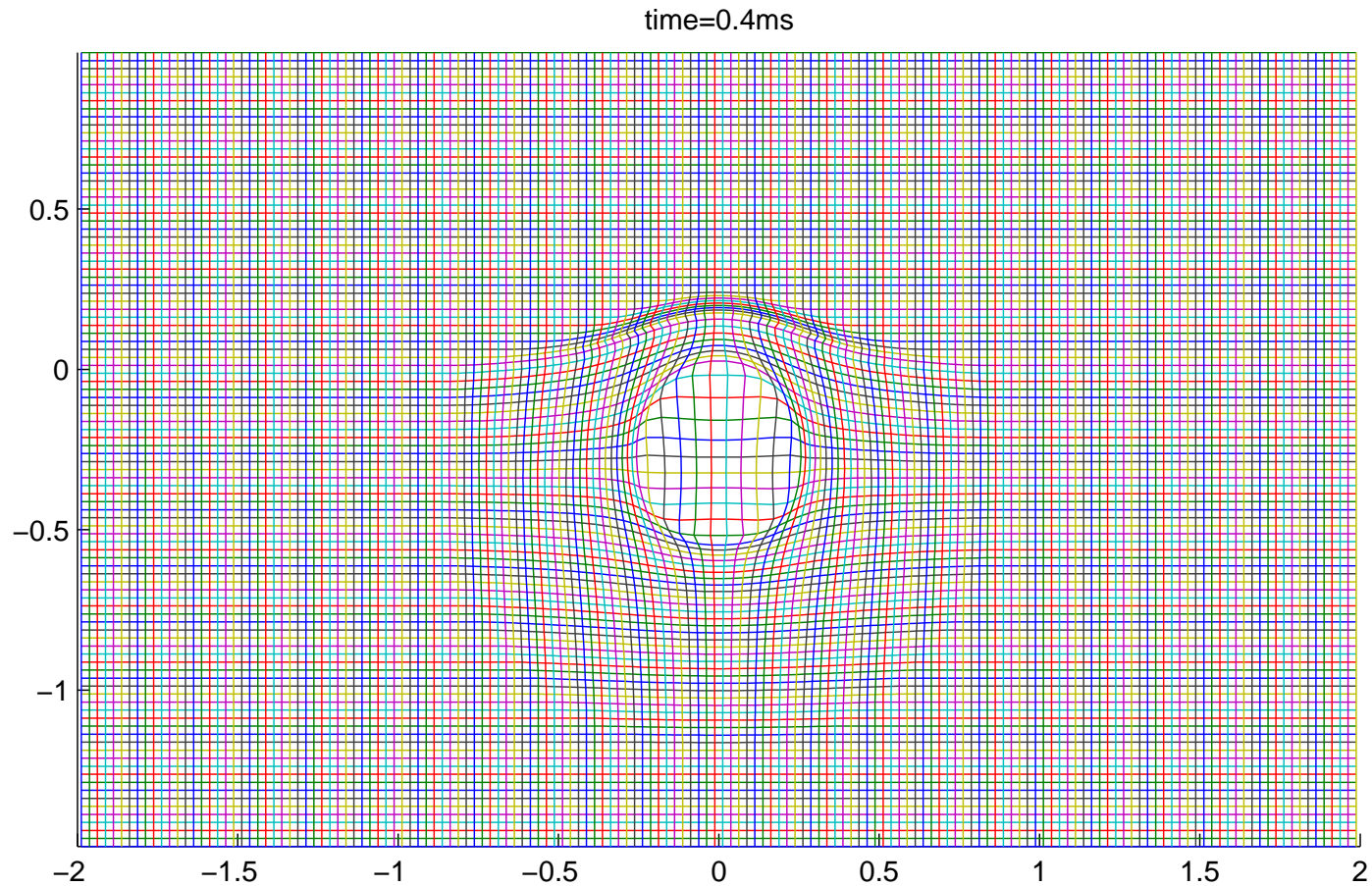
- Grid system (**coarsen** by factor 5) with  $h_0 = 0.9$



# Underwater Explosions (Cont.)



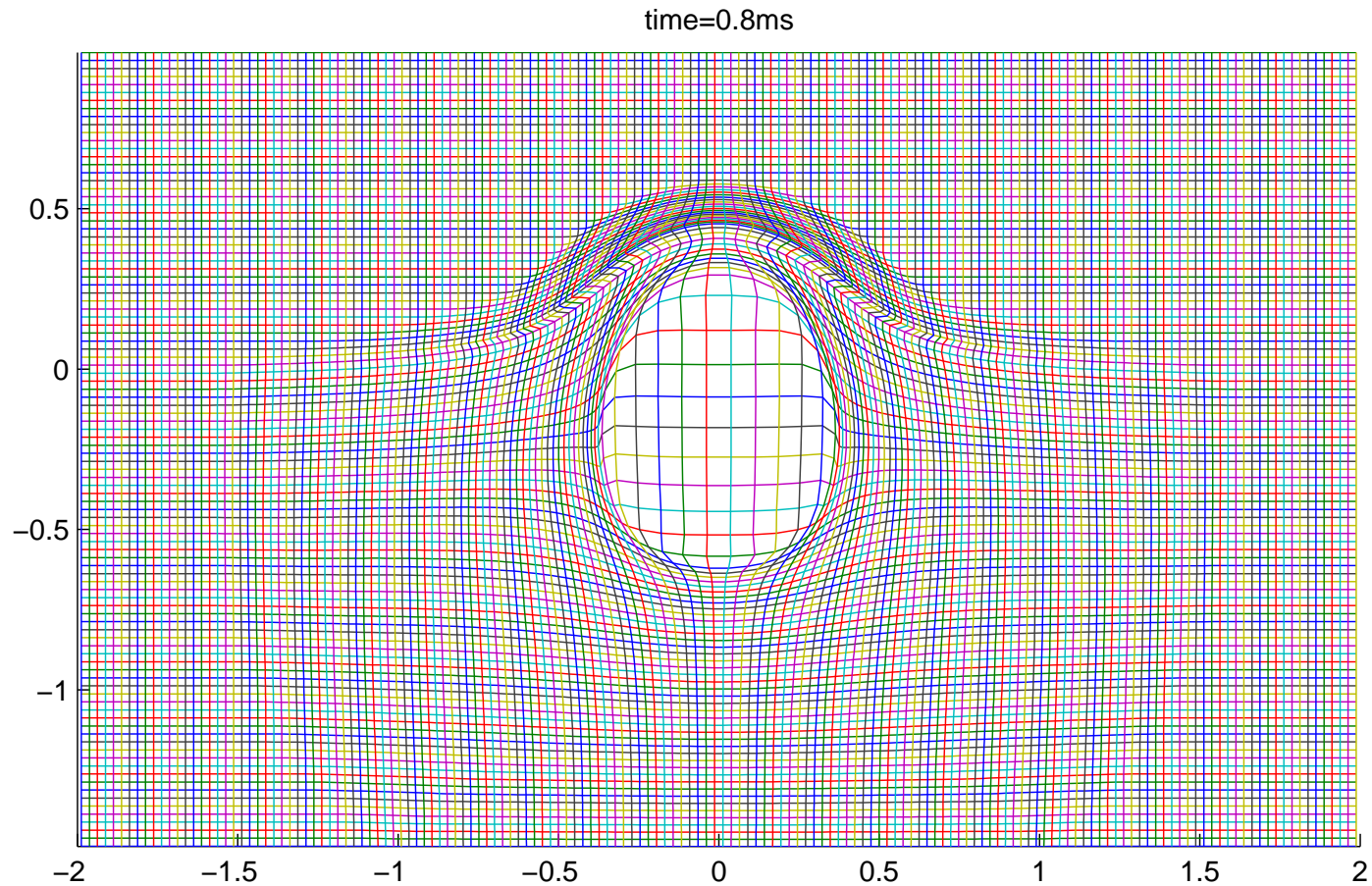
- Grid system (**coarsen** by factor 5) with  $h_0 = 0.9$



# Underwater Explosions (Cont.)



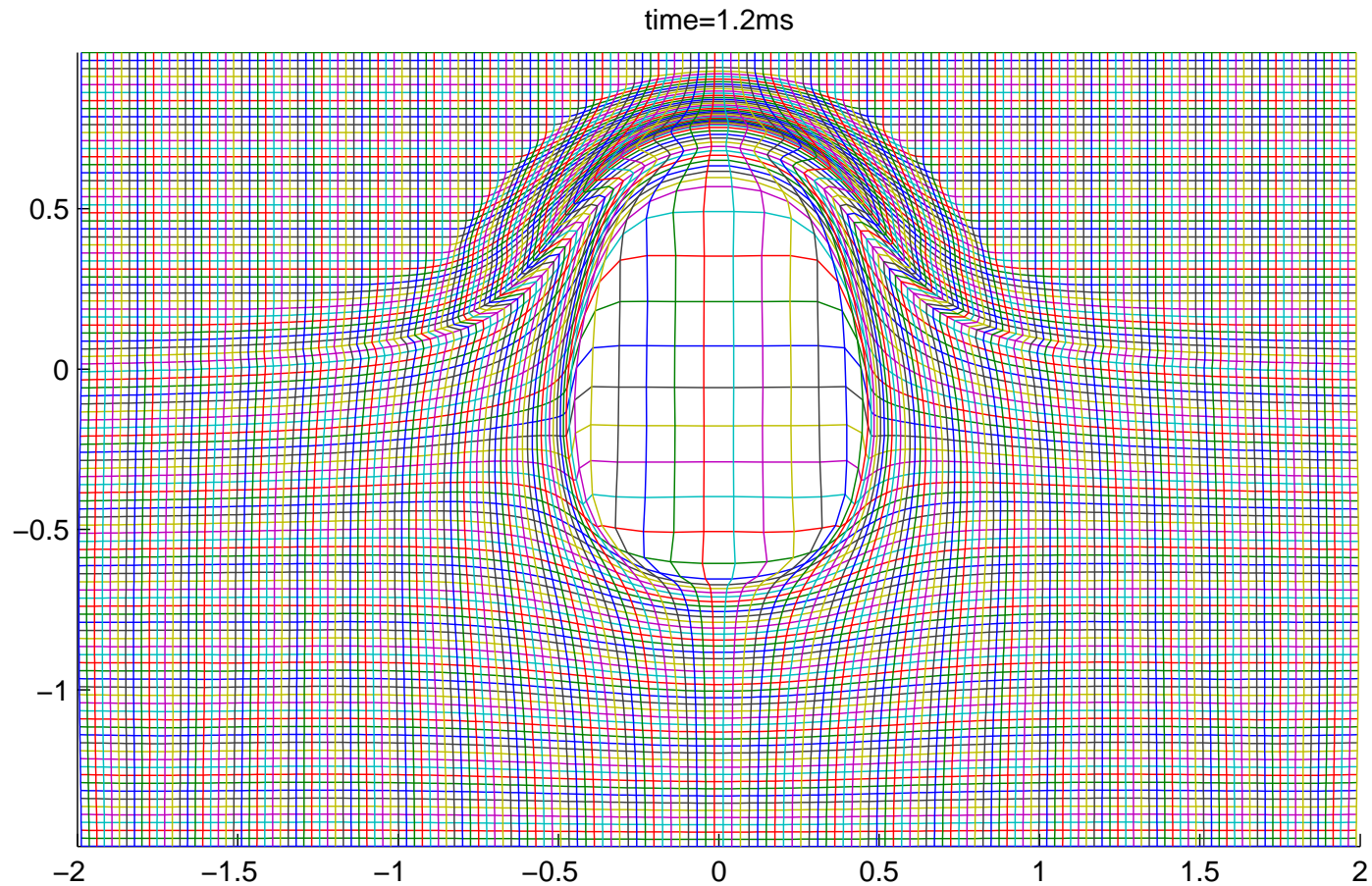
- Grid system (coarsen by factor 5) with  $h_0 = 0.9$



# Underwater Explosions (Cont.)



- Grid system (coarsen by factor 5) with  $h_0 = 0.9$



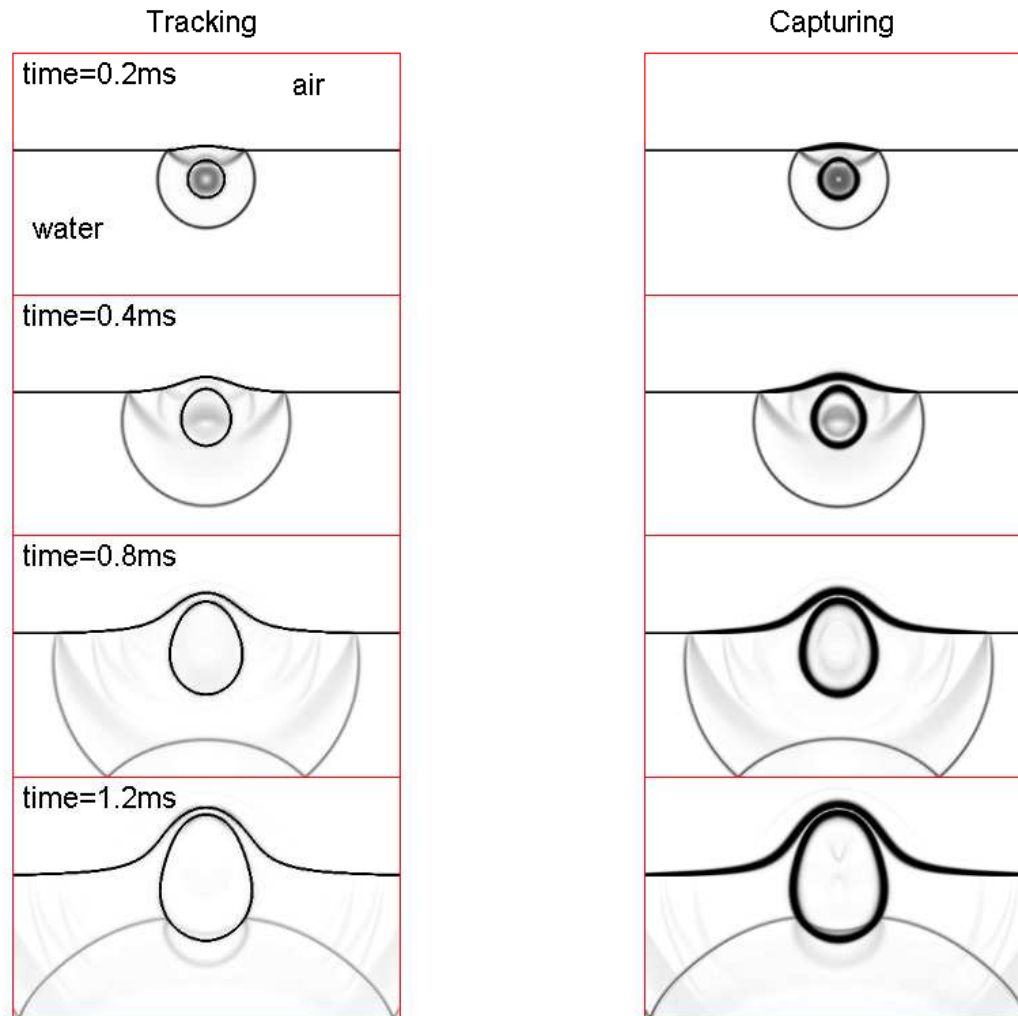


# Underwater Explosions (Cont.)



## ● Volume tracking & interface capturing results

a) Density



# Underwater Explosions (Cont.)



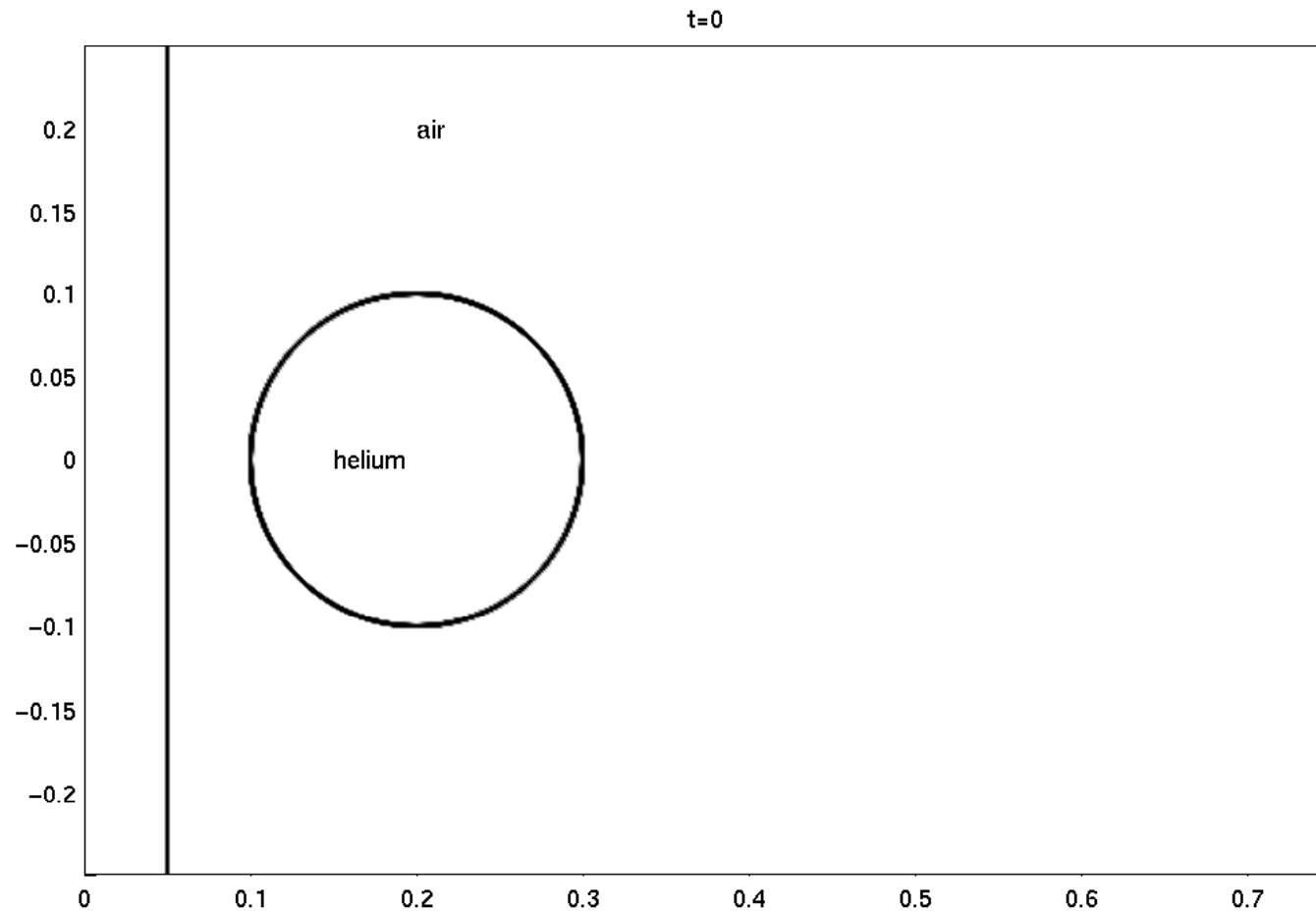
- Generalized curvilinear grid: [single bubble animation](#)
- Cartesian grid: [multiple bubble animation](#)



# Shock-Bubble (Helium)



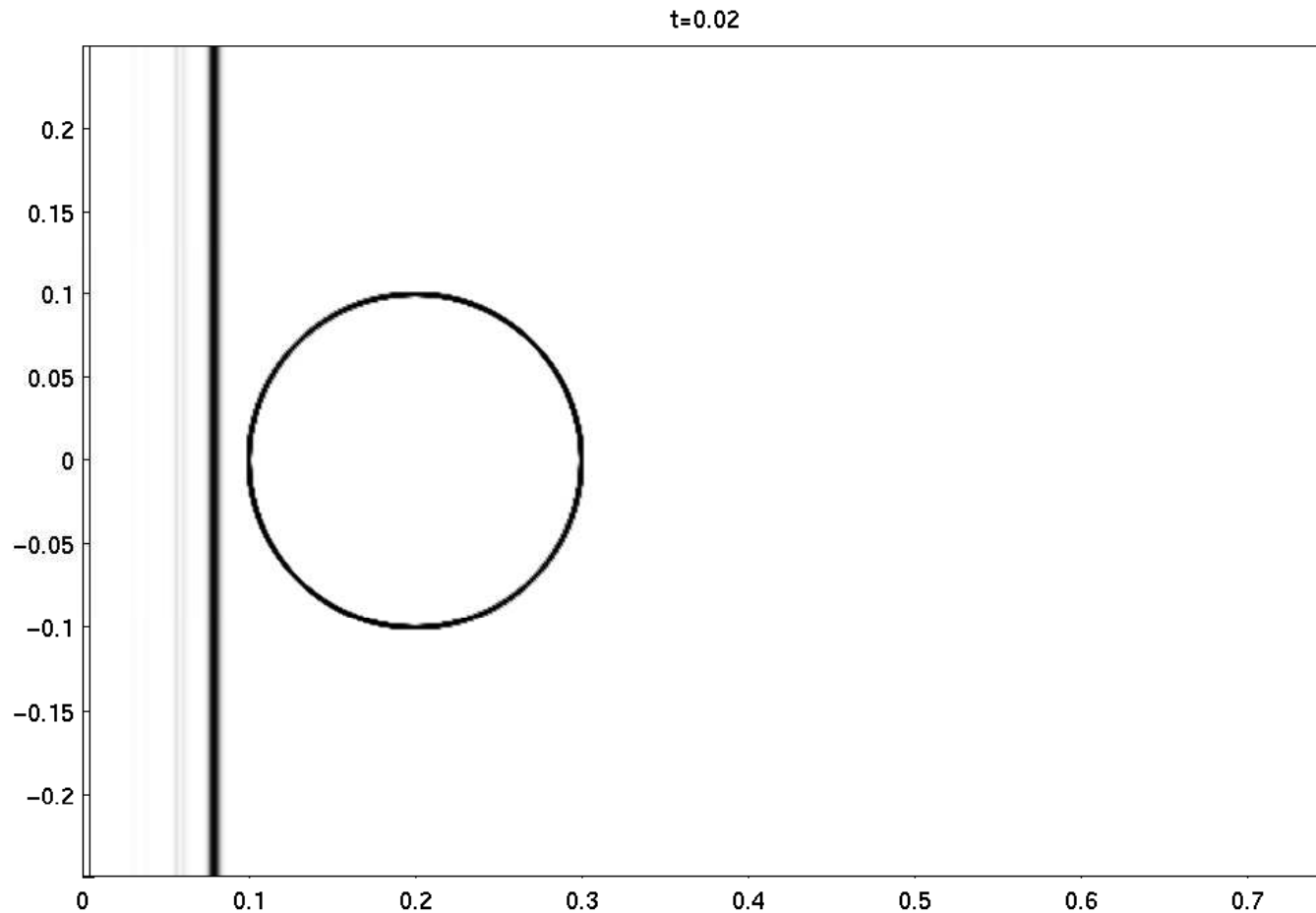
- Numerical schlieren images:  $h_0 = 0.5$ ,  $600 \times 400$  grid



# Shock-Bubble (Helium)



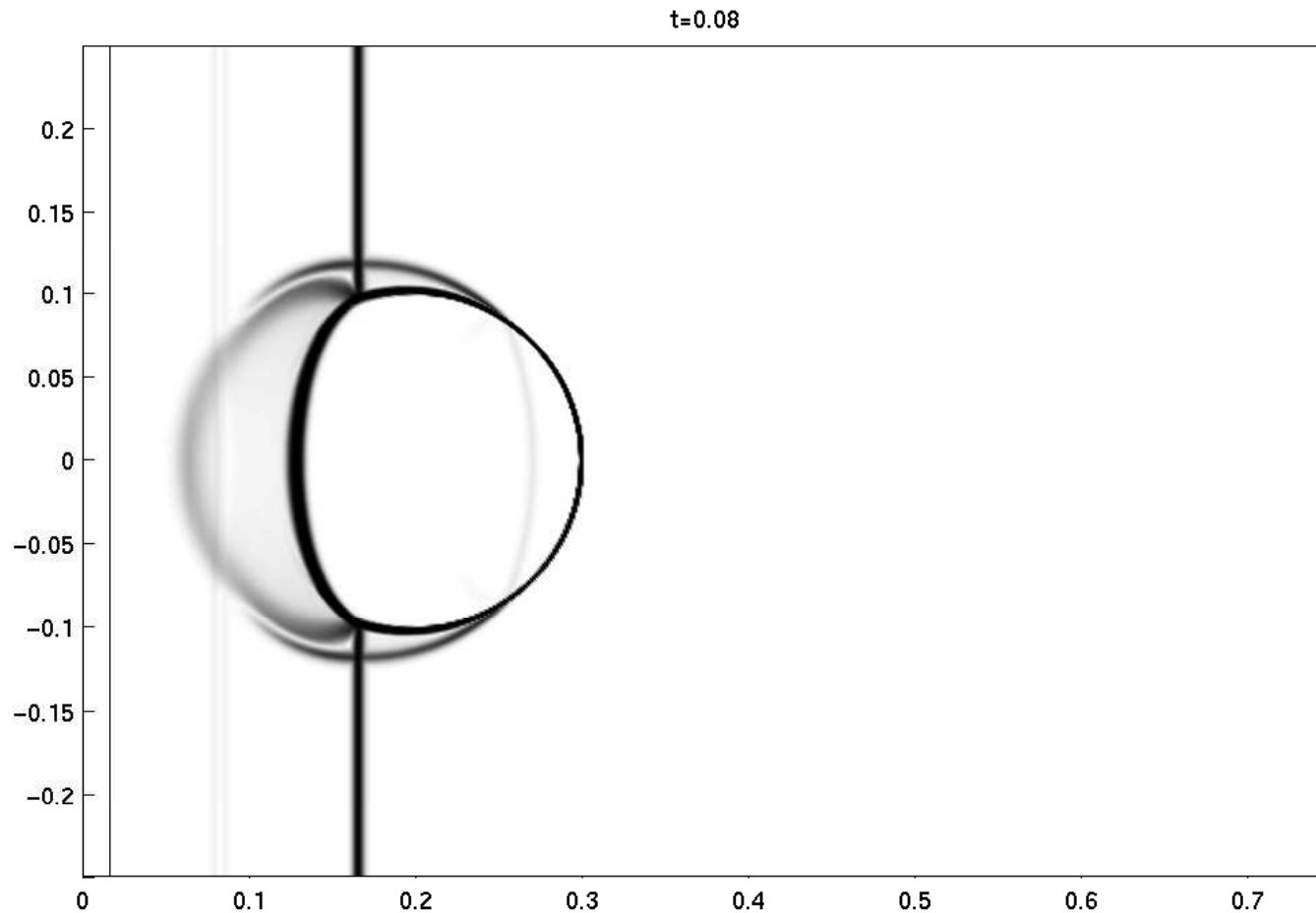
- Numerical schlieren images:  $h_0 = 0.5$ ,  $600 \times 400$  grid



# Shock-Bubble (Helium)



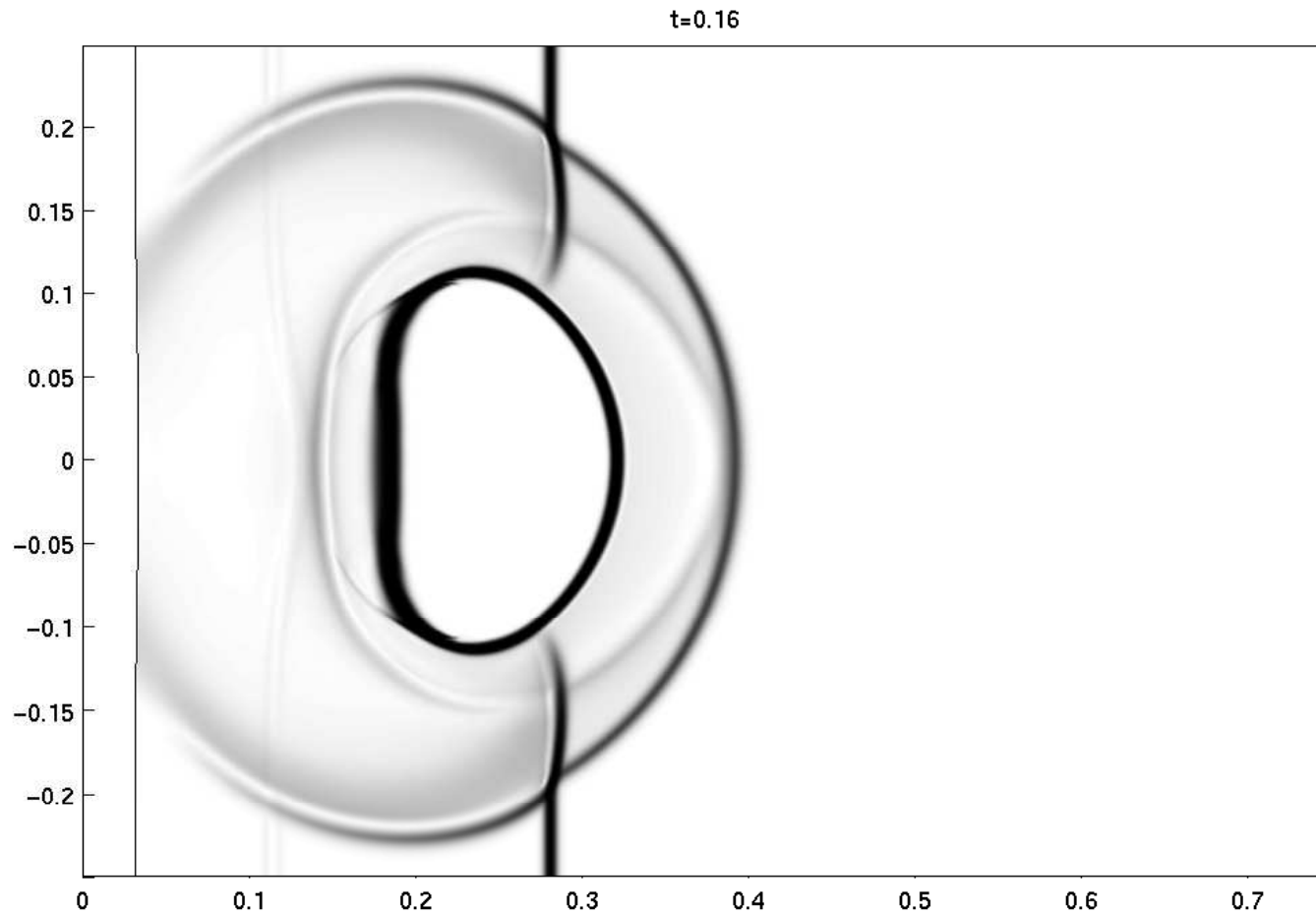
- Numerical schlieren images:  $h_0 = 0.5$ ,  $600 \times 400$  grid



# Shock-Bubble (Helium)



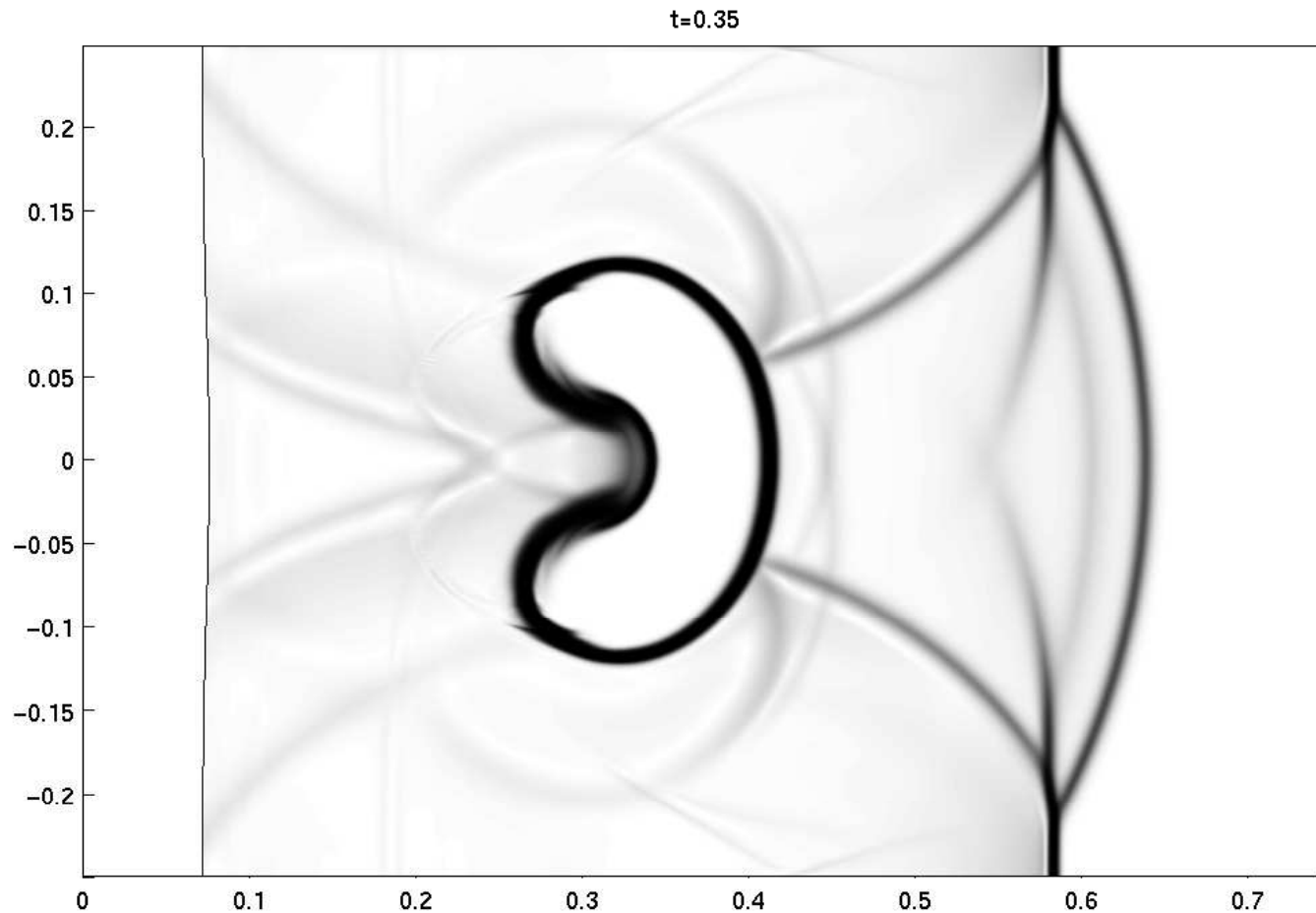
- Numerical schlieren images:  $h_0 = 0.5$ ,  $600 \times 400$  grid



# Shock-Bubble (Helium)



- Numerical schlieren images:  $h_0 = 0.5$ ,  $600 \times 400$  grid



# Shock-Bubble (Helium) (Cont.)



- Grid system (**coarsen** by factor 5) with  $h_0 = 0.5$





# Shock-Bubble (Helium) (Cont.)



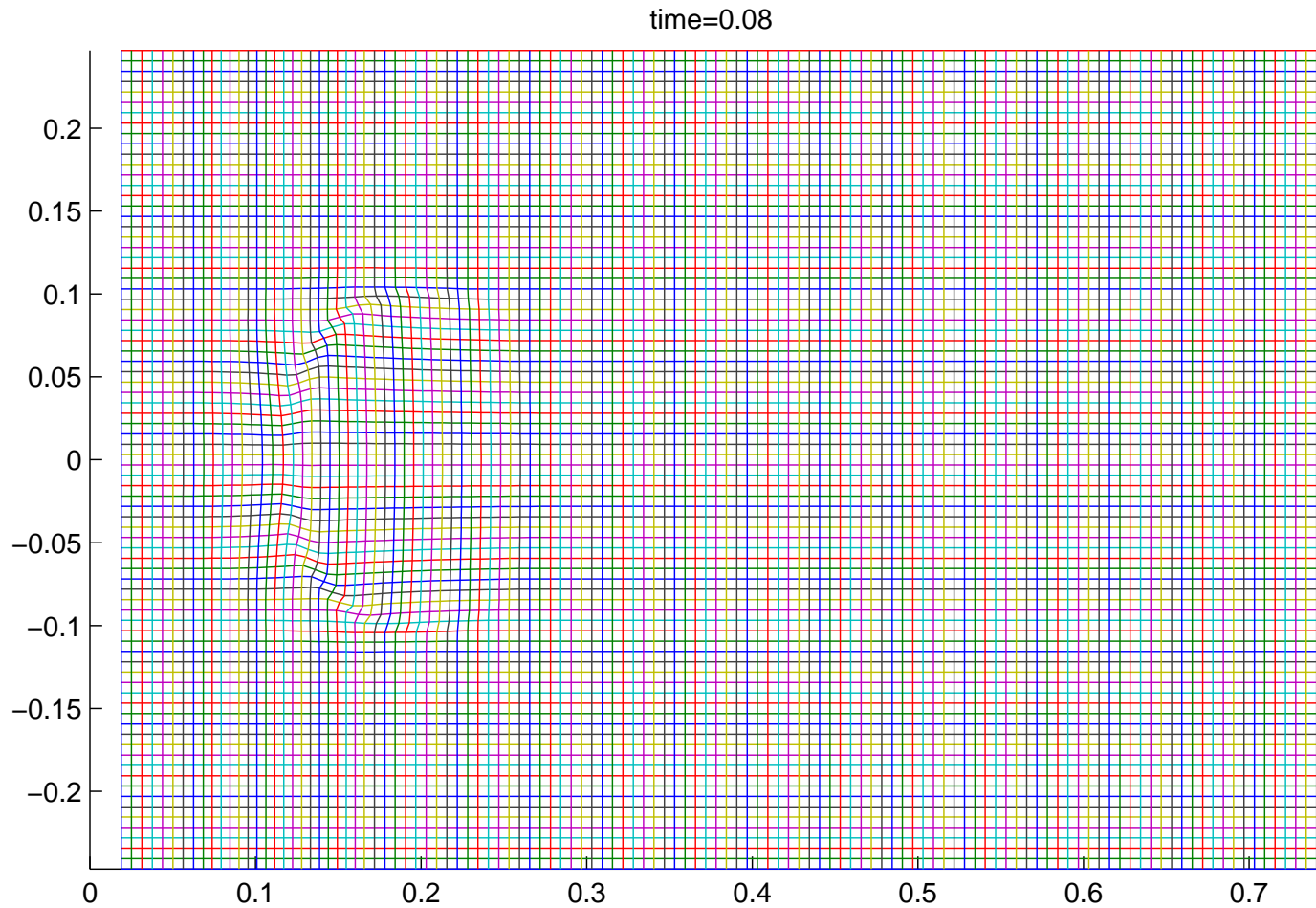
- Grid system (**coarsen** by factor 5) with  $h_0 = 0.5$



# Shock-Bubble (Helium) (Cont.)



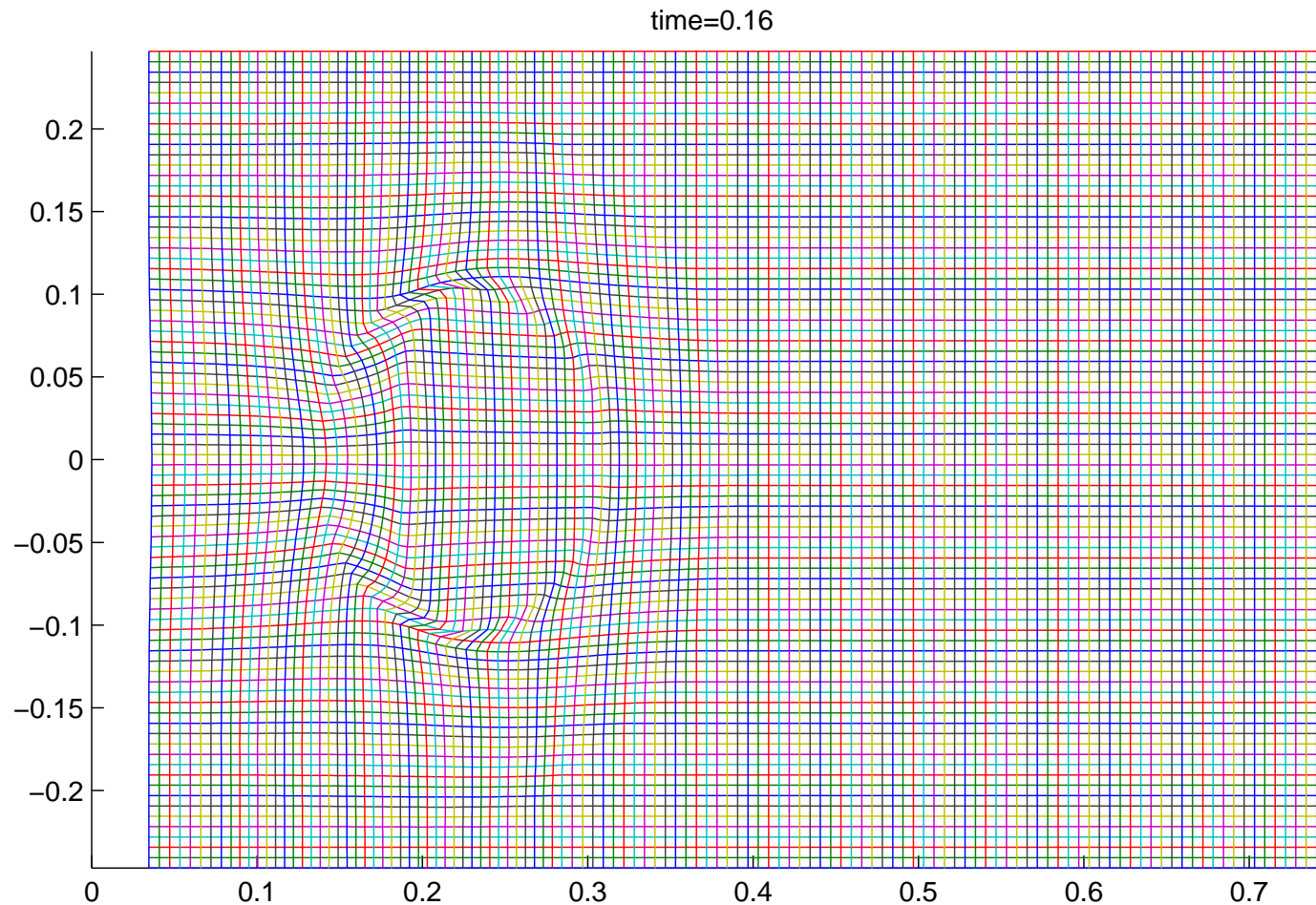
- Grid system (coarsen by factor 5) with  $h_0 = 0.5$



# Shock-Bubble (Helium) (Cont.)



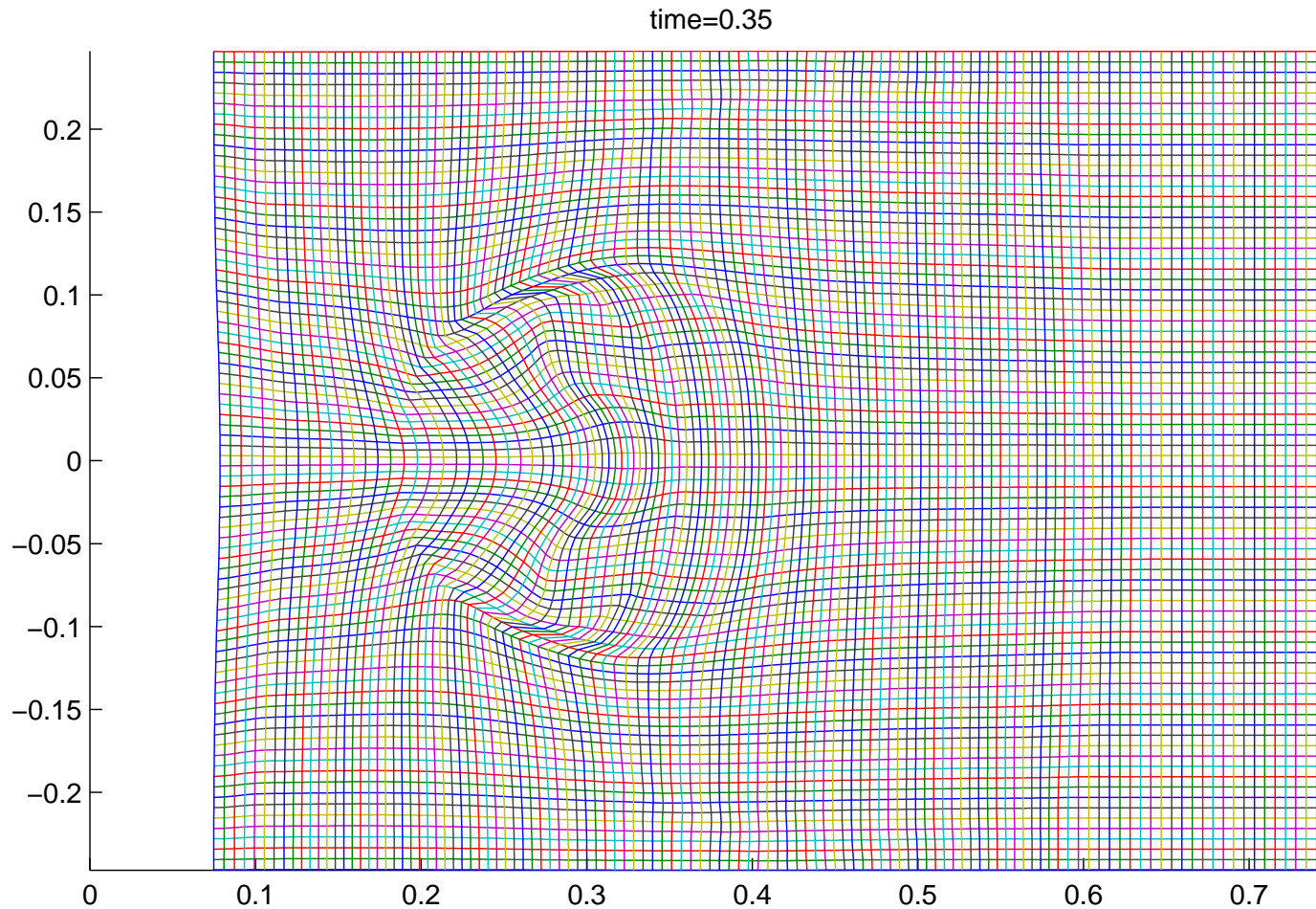
- Grid system (**coarsen** by factor 5) with  $h_0 = 0.5$



# Shock-Bubble (Helium) (Cont.)



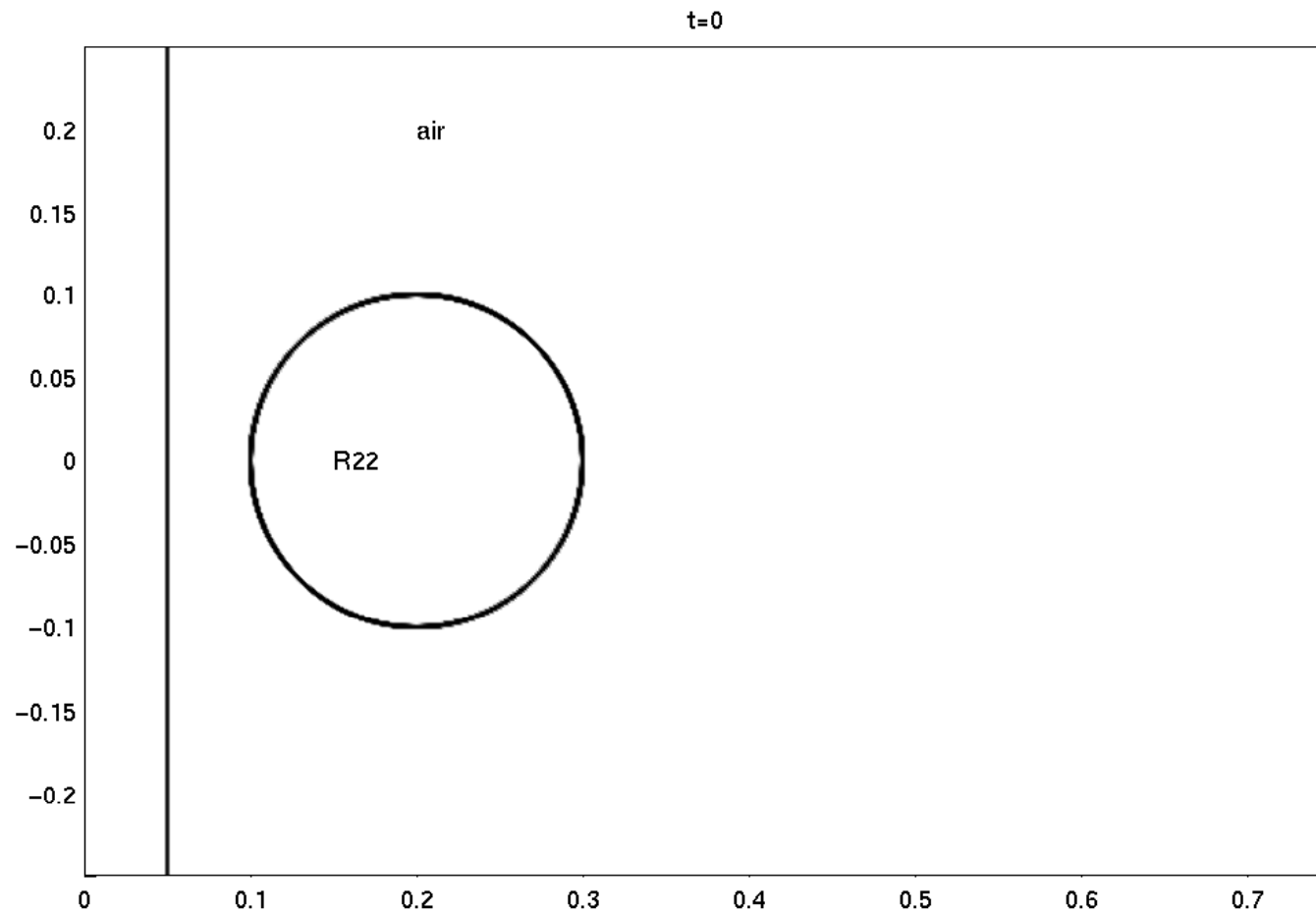
- Grid system (**coarsen** by factor 5) with  $h_0 = 0.5$



# Shock-Bubble (Refrigerant)



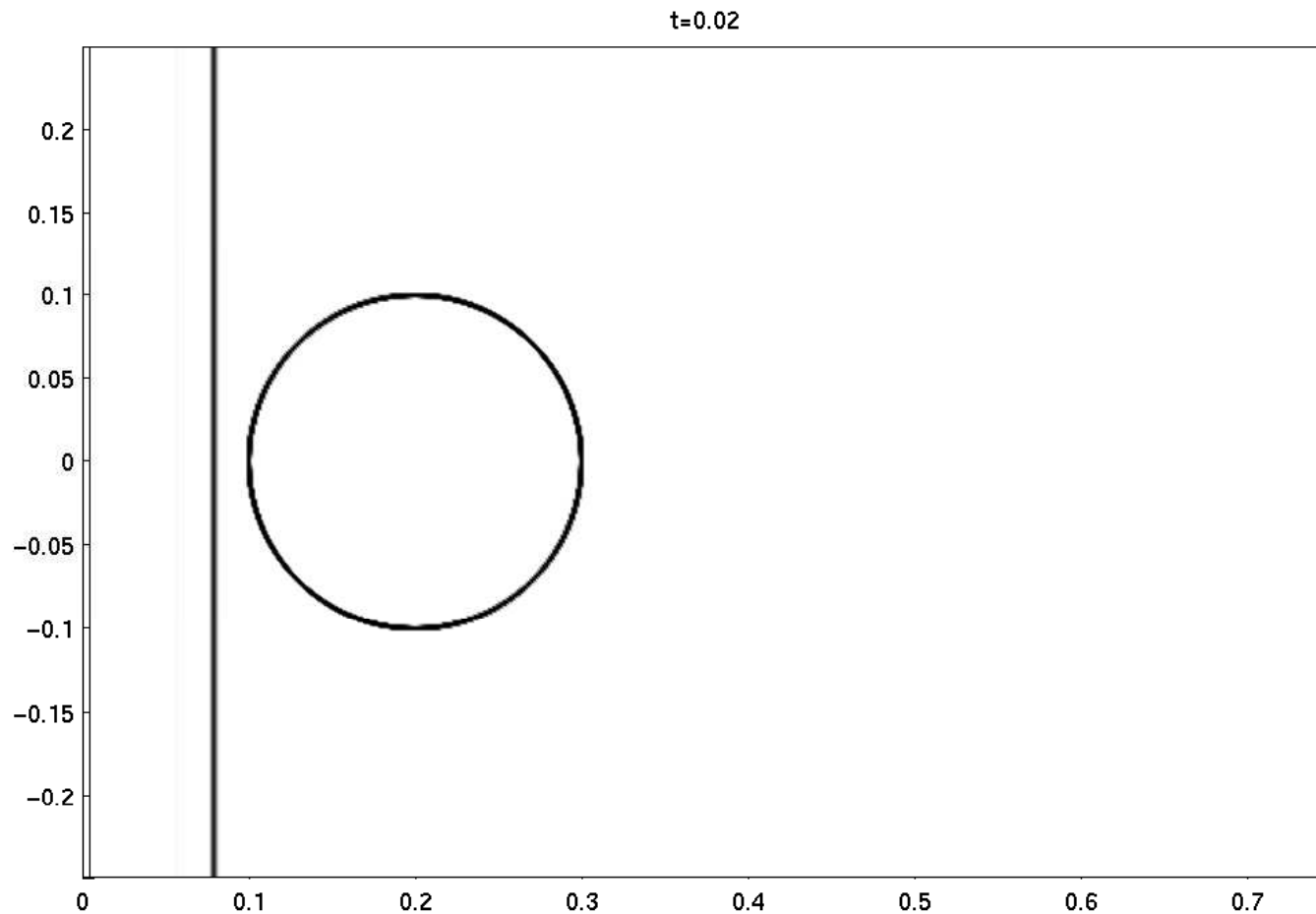
- Numerical schlieren images:  $h_0 = 0.5$ ,  $600 \times 400$  grid



# Shock-Bubble (Refrigerant)



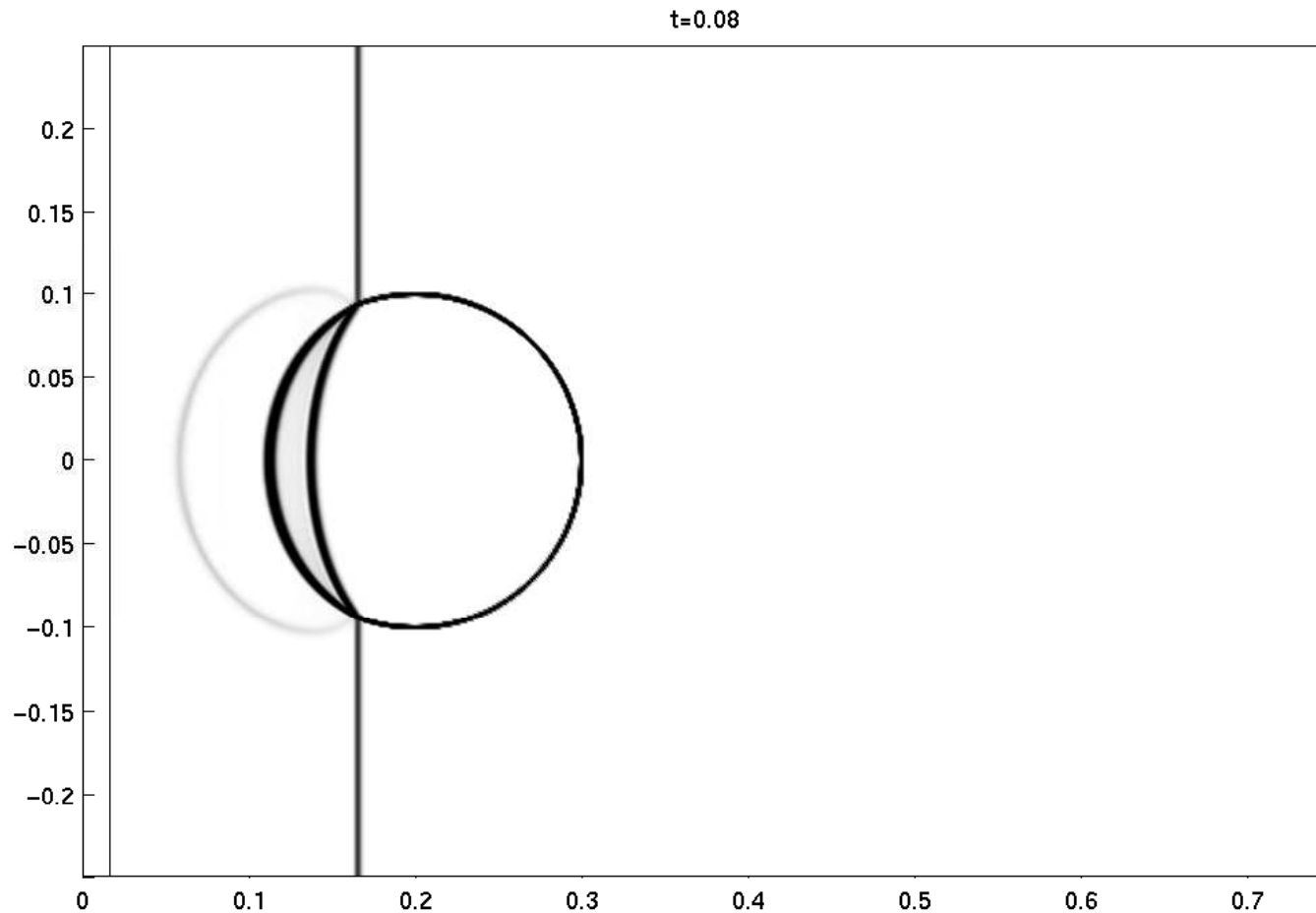
- Numerical schlieren images:  $h_0 = 0.5$ ,  $600 \times 400$  grid



# Shock-Bubble (Refrigerant)



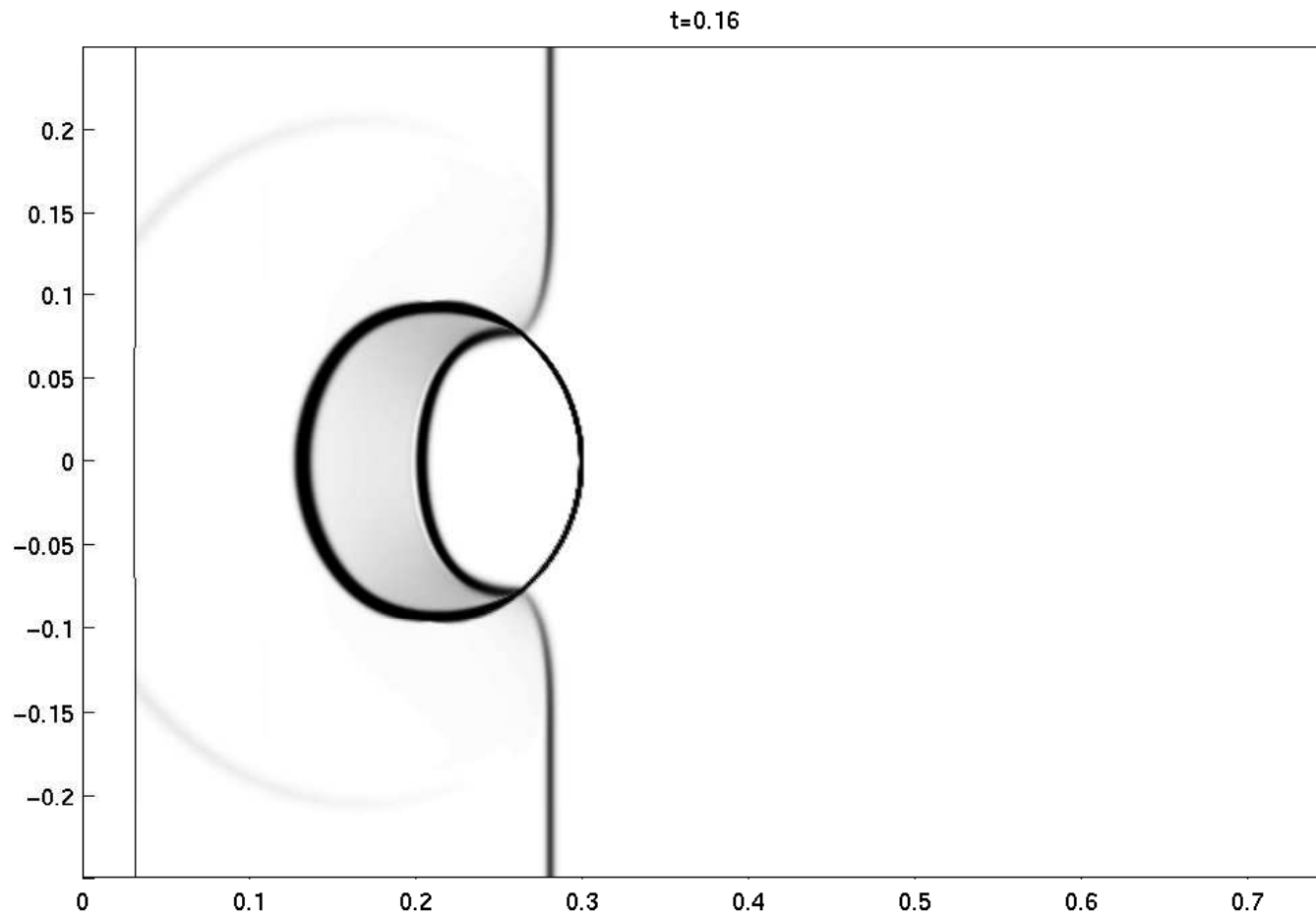
- Numerical schlieren images:  $h_0 = 0.5$ ,  $600 \times 400$  grid



# Shock-Bubble (Refrigerant)



- Numerical schlieren images:  $h_0 = 0.5$ ,  $600 \times 400$  grid

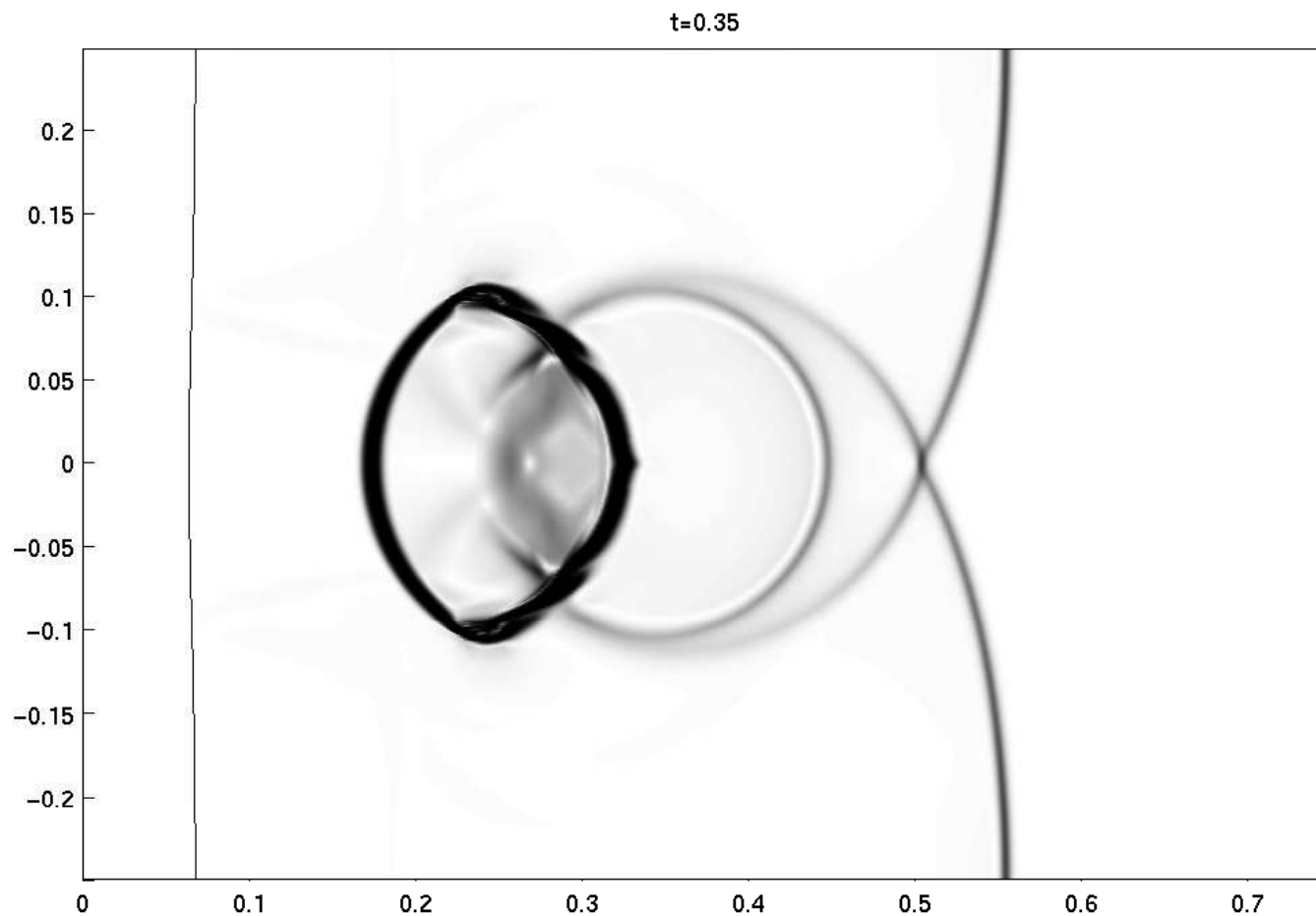




# Shock-Bubble (Refrigerant)



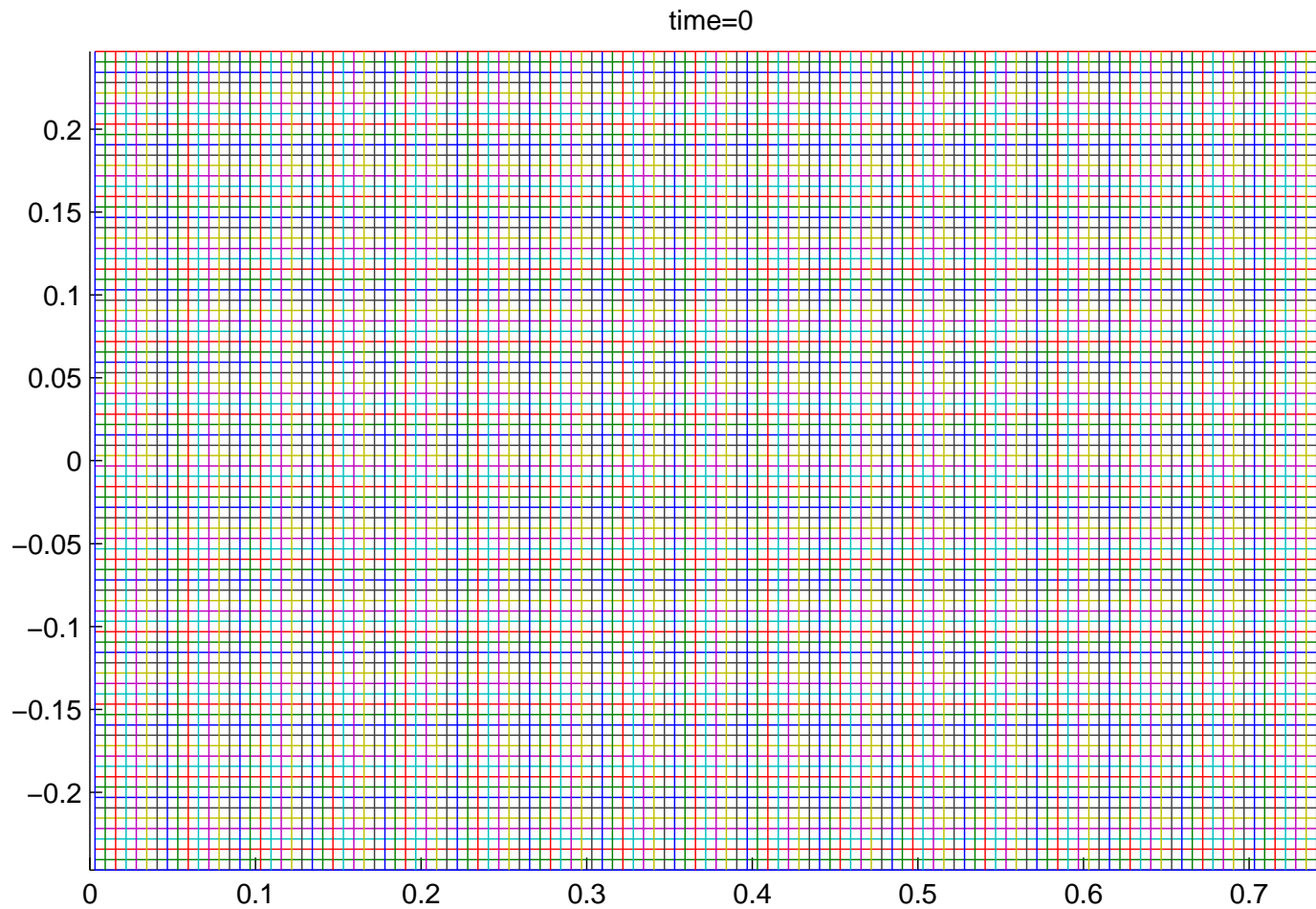
- Numerical schlieren images:  $h_0 = 0.5$ ,  $600 \times 400$  grid



# Shock-Bubble (R22) (Cont.)



- Grid system (**coarsen** by factor 5) with  $h_0 = 0.5$



# Shock-Bubble (R22) (Cont.)



- Grid system (**coarsen** by factor 5) with  $h_0 = 0.5$



# Shock-Bubble (R22) (Cont.)



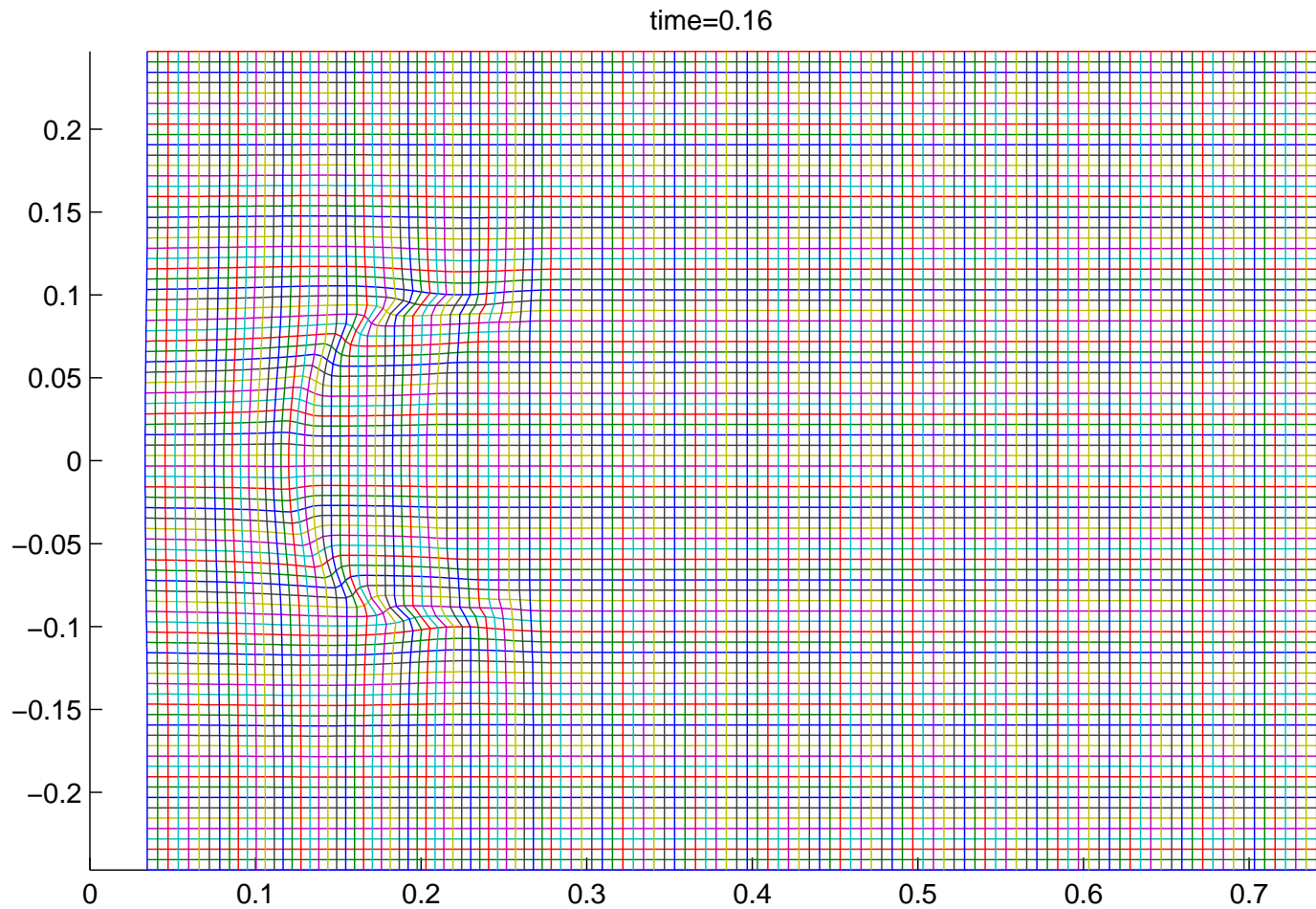
- Grid system (coarsen by factor 5) with  $h_0 = 0.5$



# Shock-Bubble (R22) (Cont.)



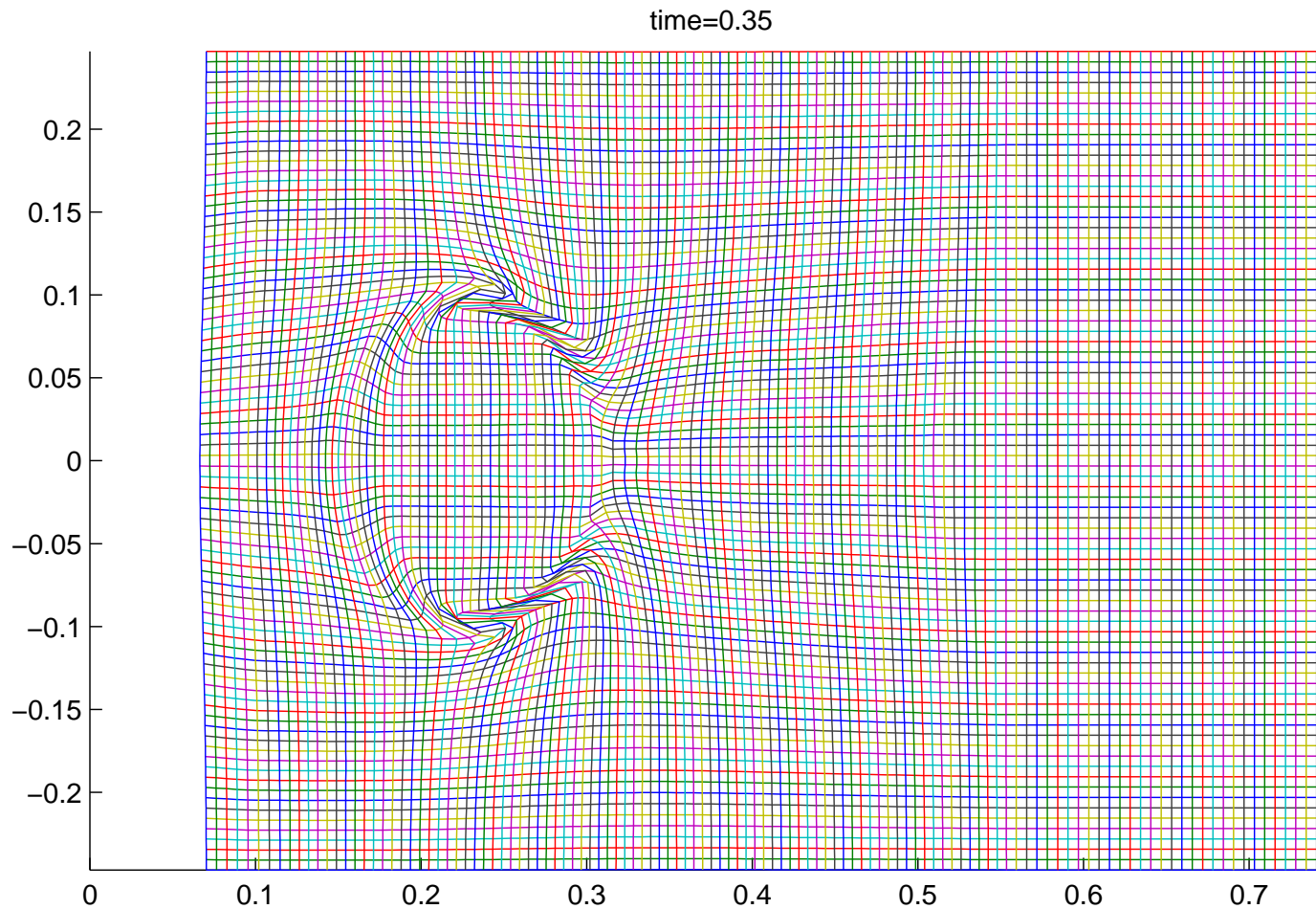
- Grid system (**coarsen** by factor 5) with  $h_0 = 0.5$



# Shock-Bubble (R22) (Cont.)



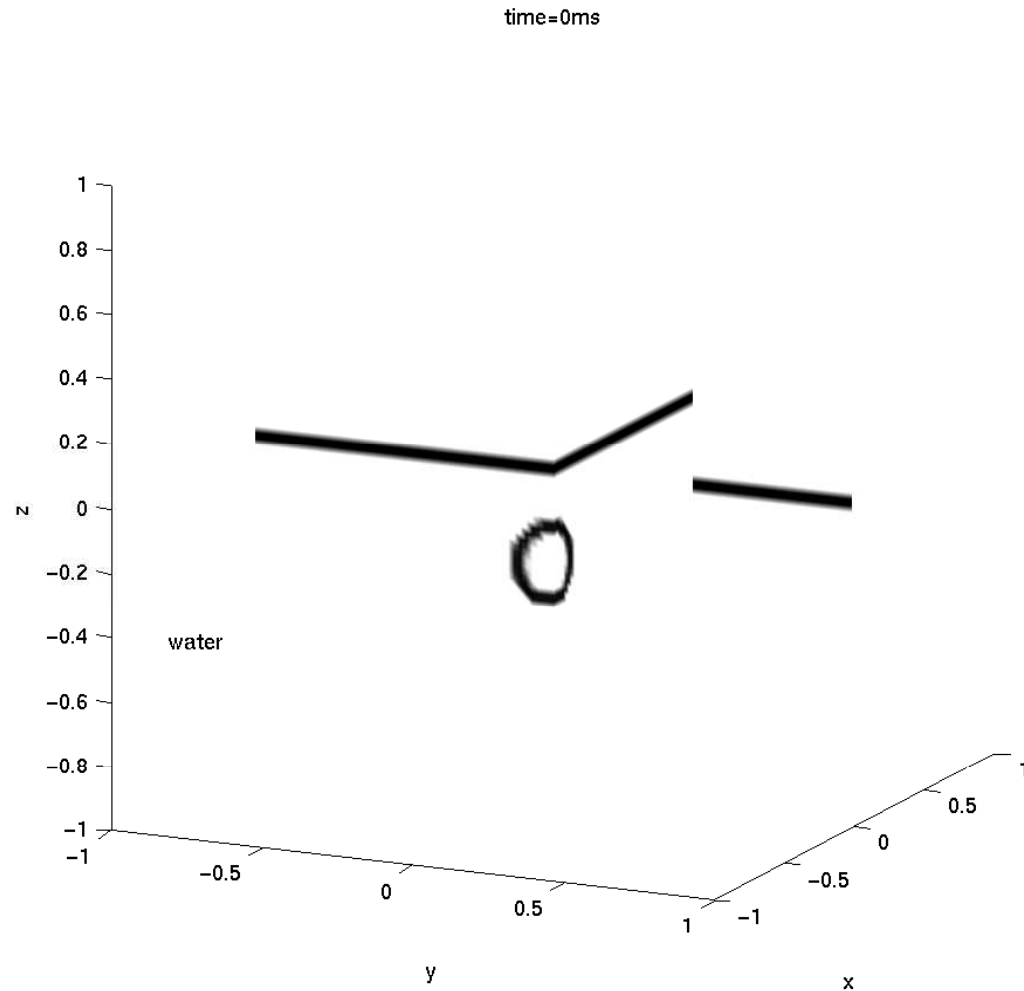
- Grid system (**coarsen** by factor 5) with  $h_0 = 0.5$



# Underwater Explosions



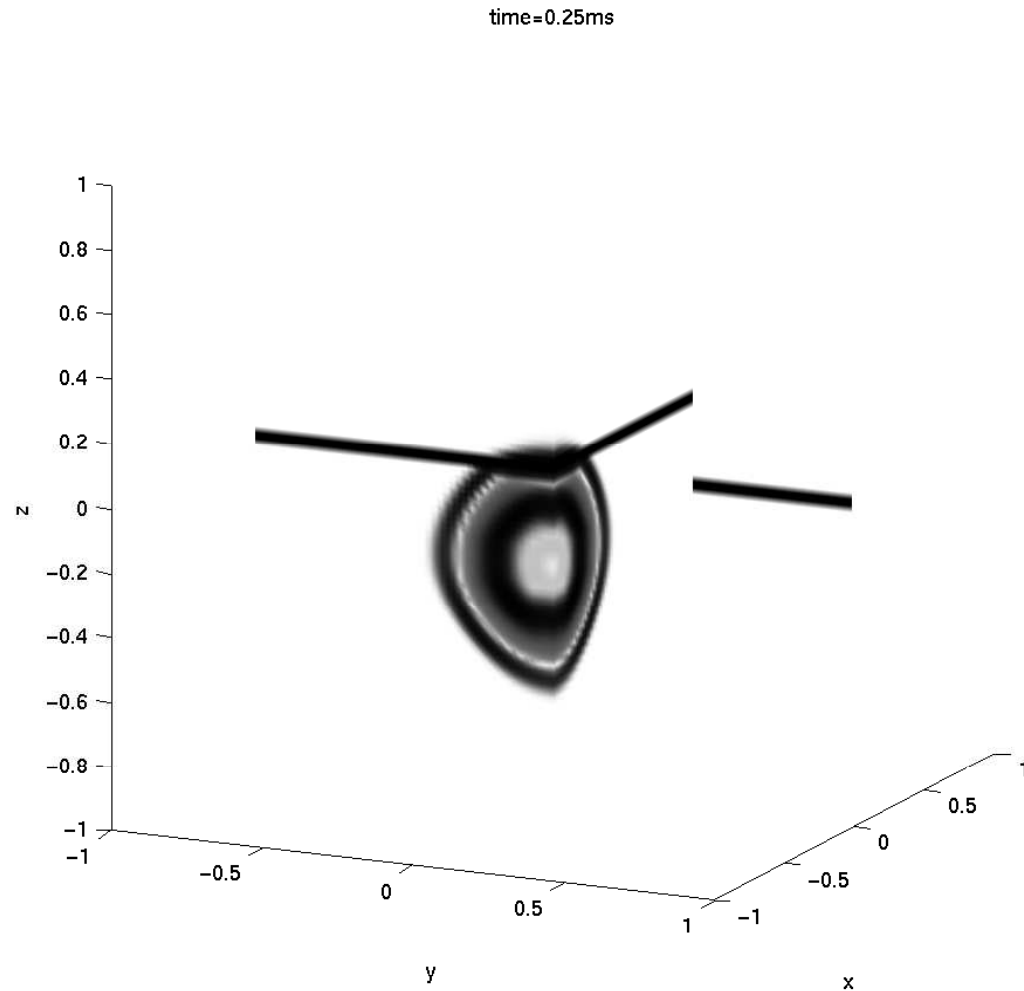
- Numerical schlieren images  $h_0 = 0.6$ ,  $100^3$  grid



# Underwater Explosions



- Numerical schlieren images  $h_0 = 0.6$ ,  $100^3$  grid

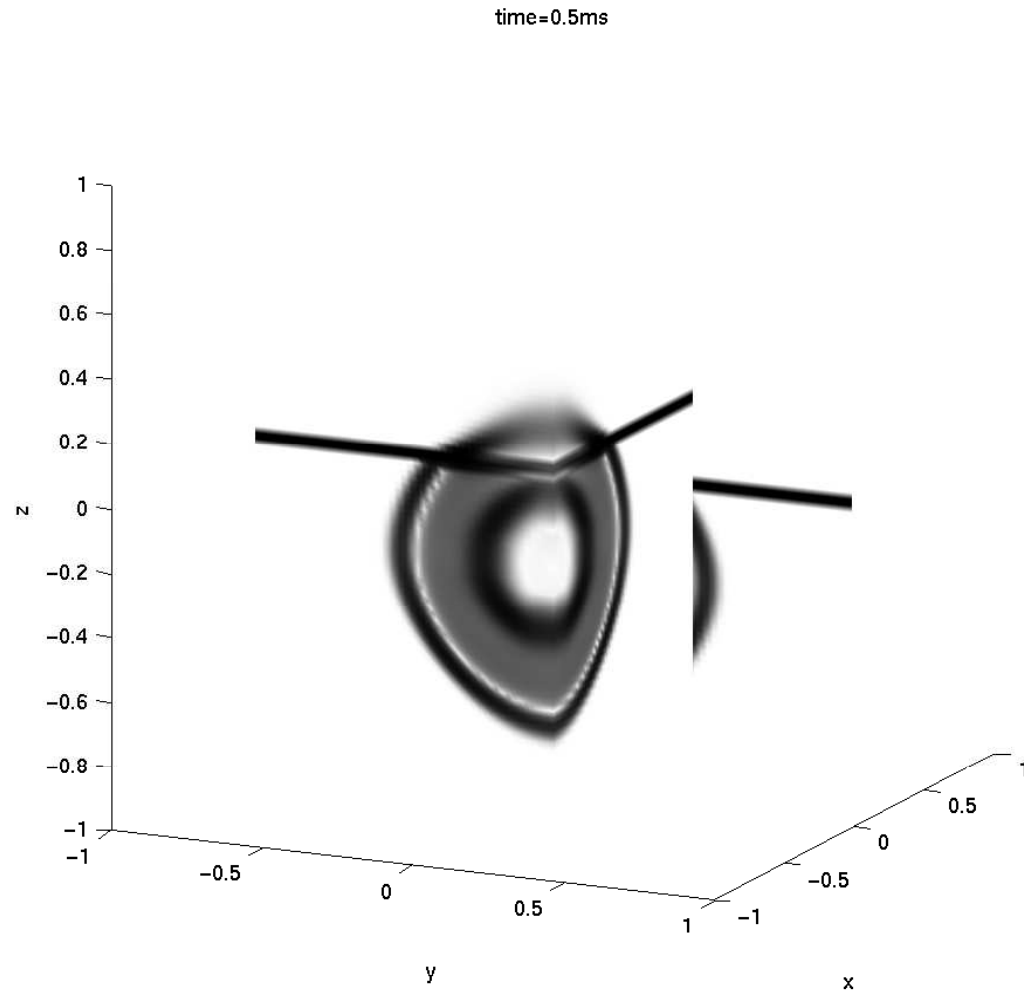




# Underwater Explosions



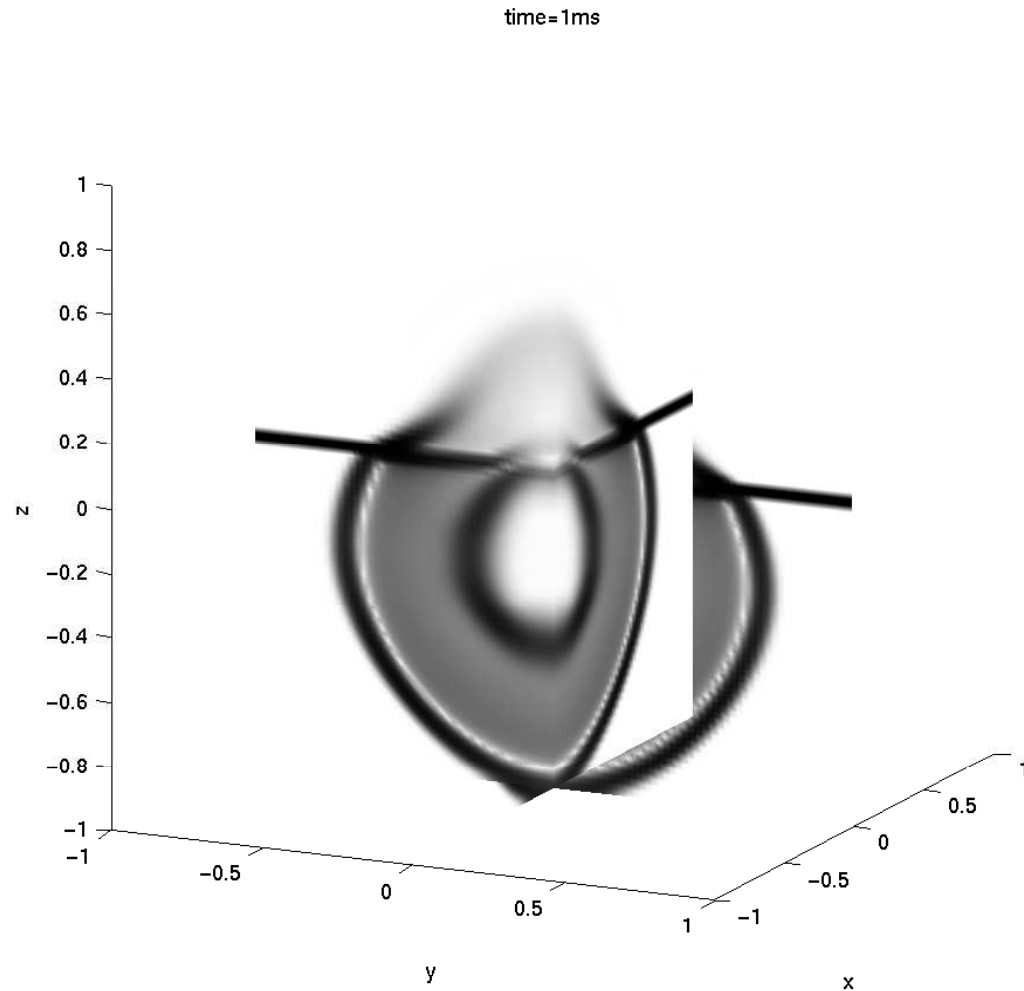
- Numerical schlieren images  $h_0 = 0.6$ ,  $100^3$  grid



# Underwater Explosions



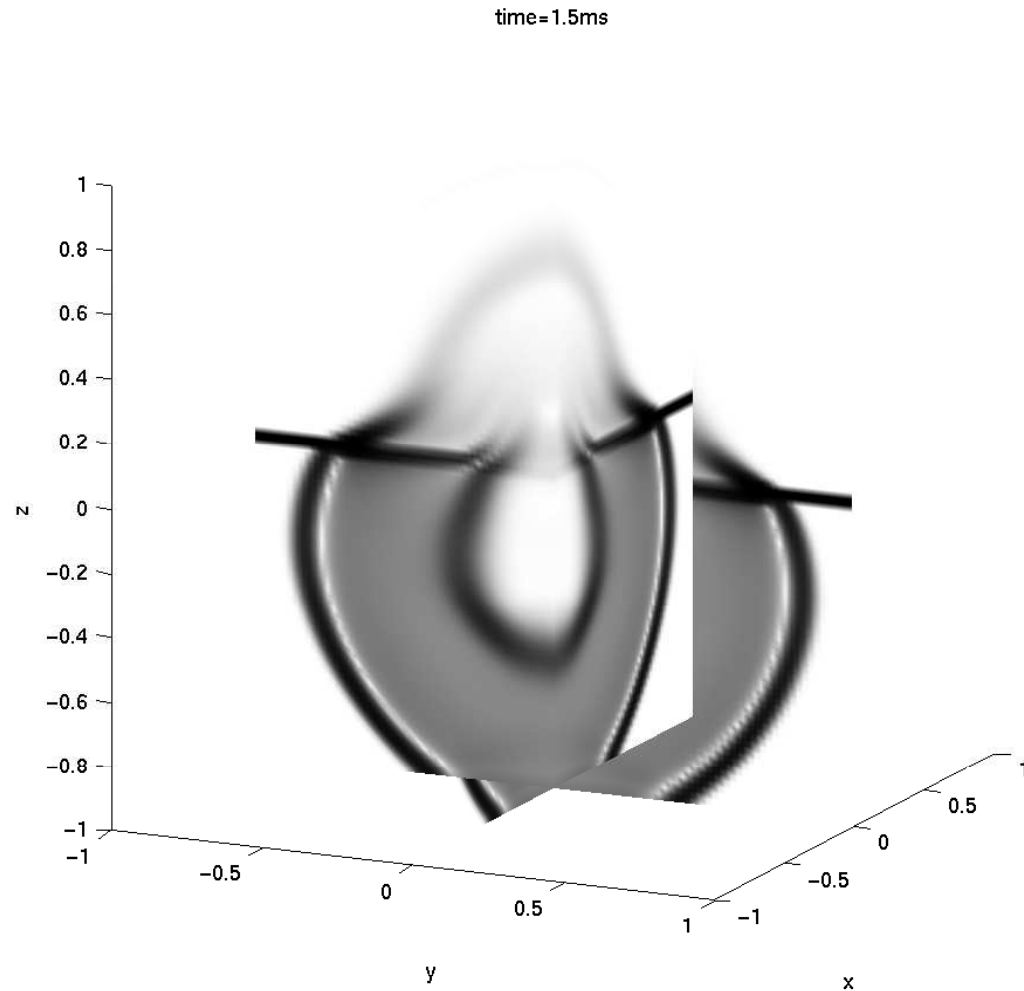
- Numerical schlieren images  $h_0 = 0.6$ ,  $100^3$  grid



# Underwater Explosions



- Numerical schlieren images  $h_0 = 0.6$ ,  $100^3$  grid

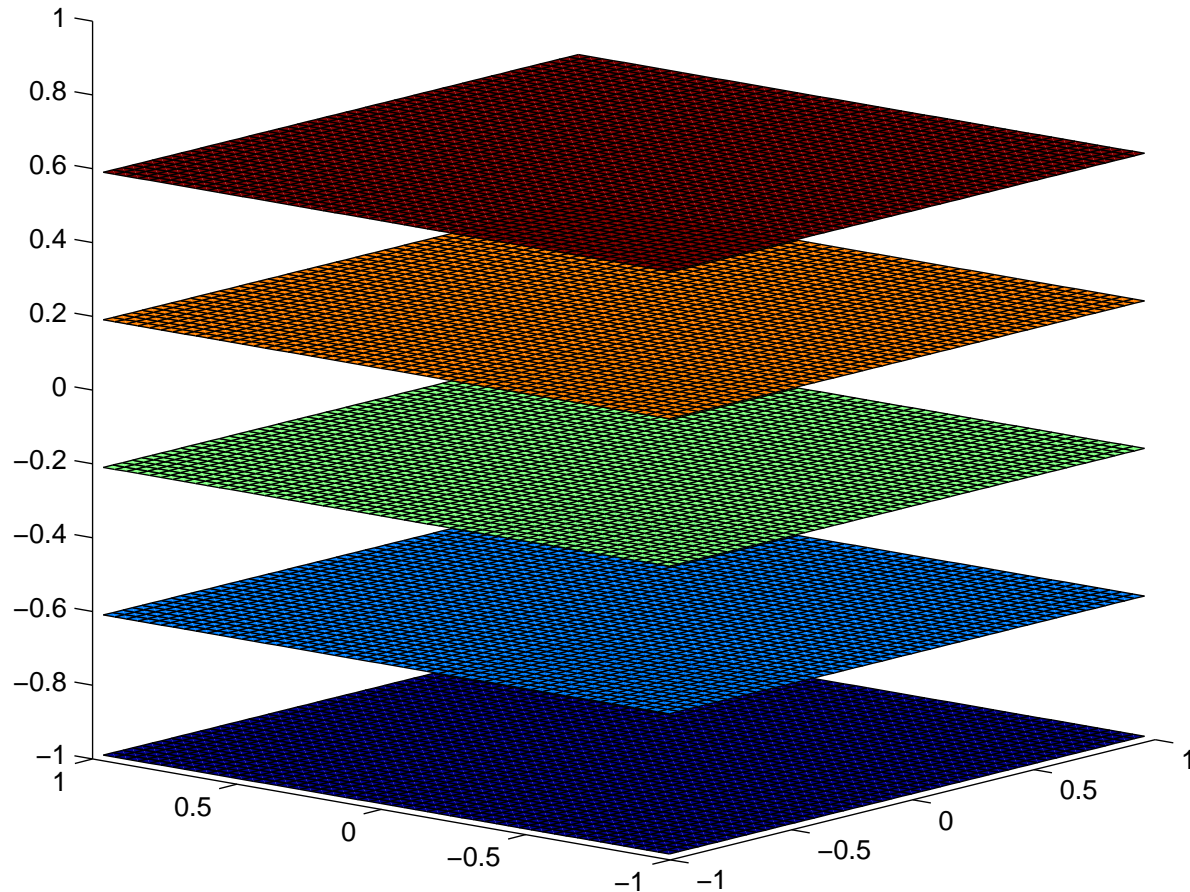


# 3D Underwater Explosions (Cont.)



- Grid system (**coarsen** by factor 2) with  $h_0 = 0.6$

time = 0

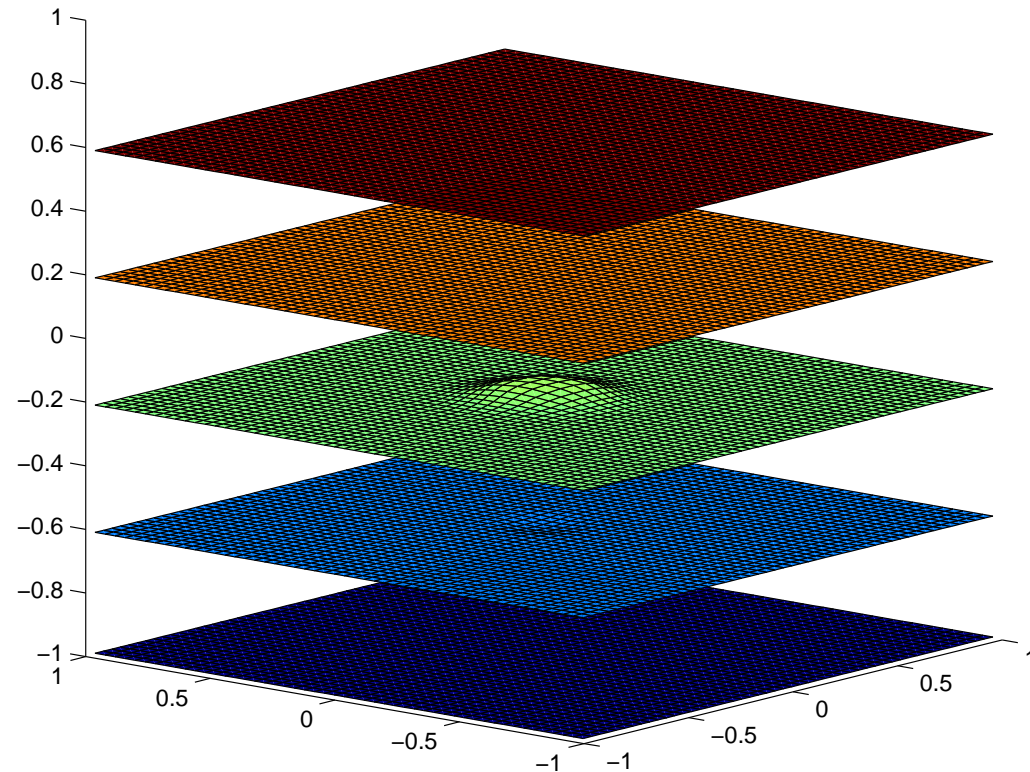


# 3D Underwater Explosions (Cont.)



- Grid system (**coarsen** by factor 2) with  $h_0 = 0.6$

time = 0.25ms

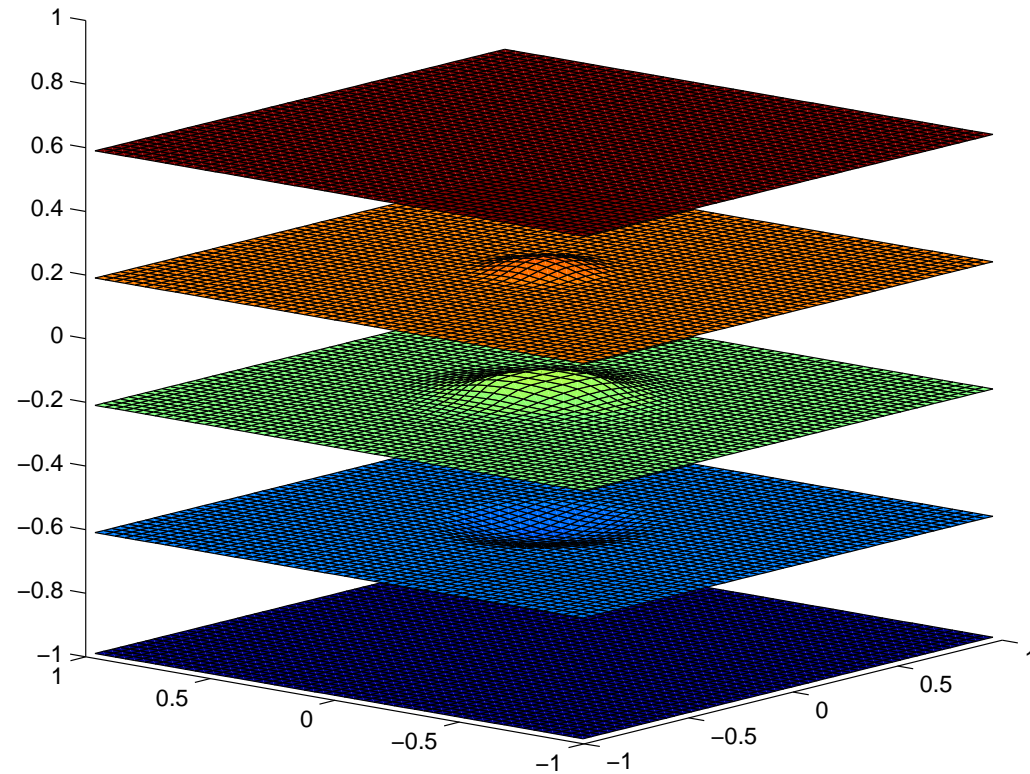


# 3D Underwater Explosions (Cont.)



- Grid system (**coarsen** by factor 2) with  $h_0 = 0.6$

time = 0.5ms

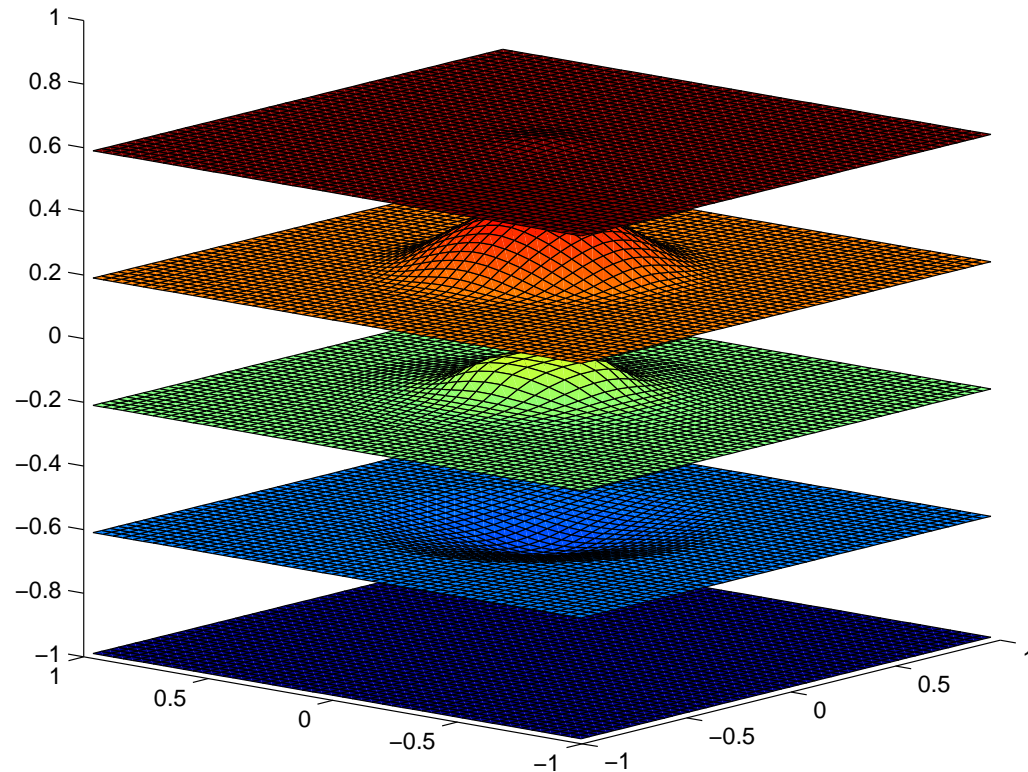


# 3D Underwater Explosions (Cont.)



- Grid system (**coarsen** by factor 2) with  $h_0 = 0.6$

time = 1.0ms

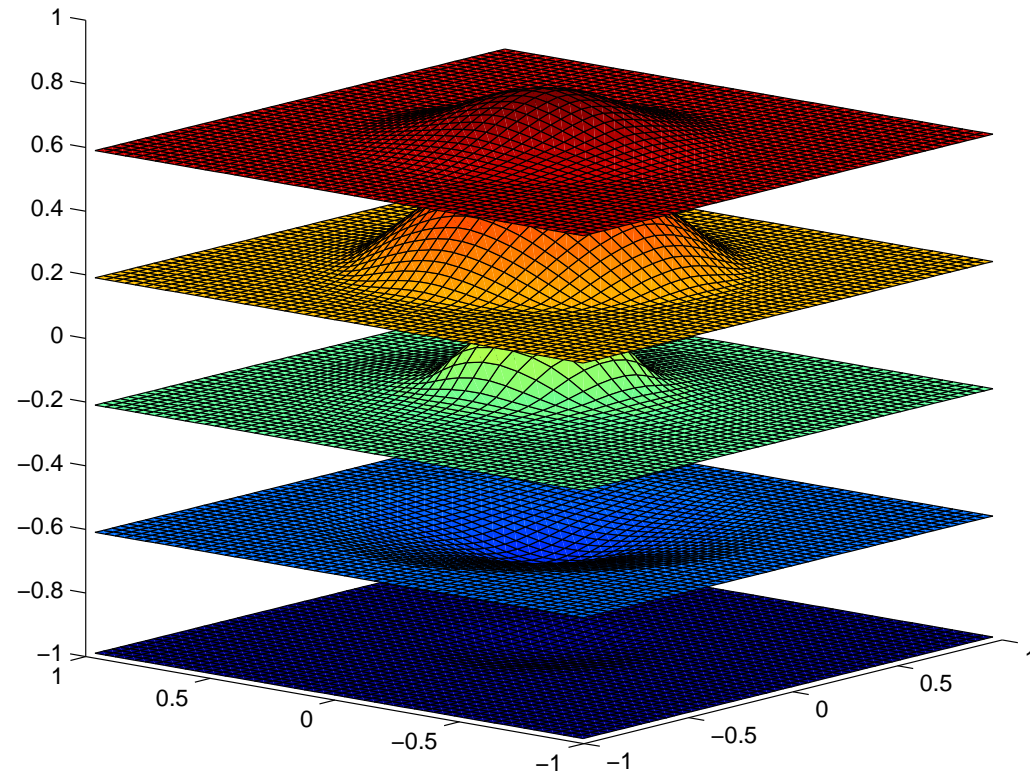


# 3D Underwater Explosions (Cont.)



- Grid system (**coarsen** by factor 2) with  $h_0 = 0.6$

time = 1.5ms

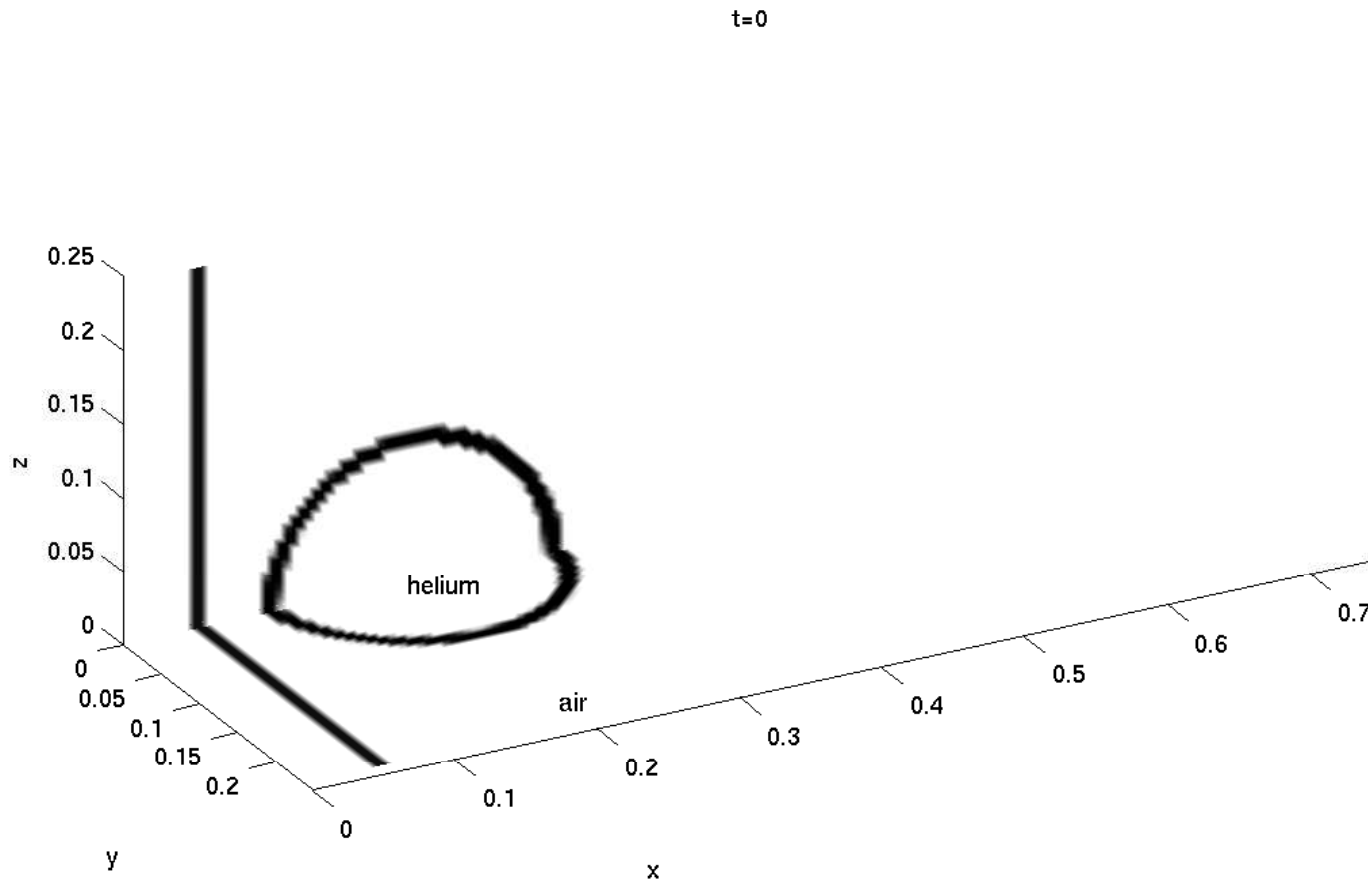




# 3D Shock-Bubble (Helium)



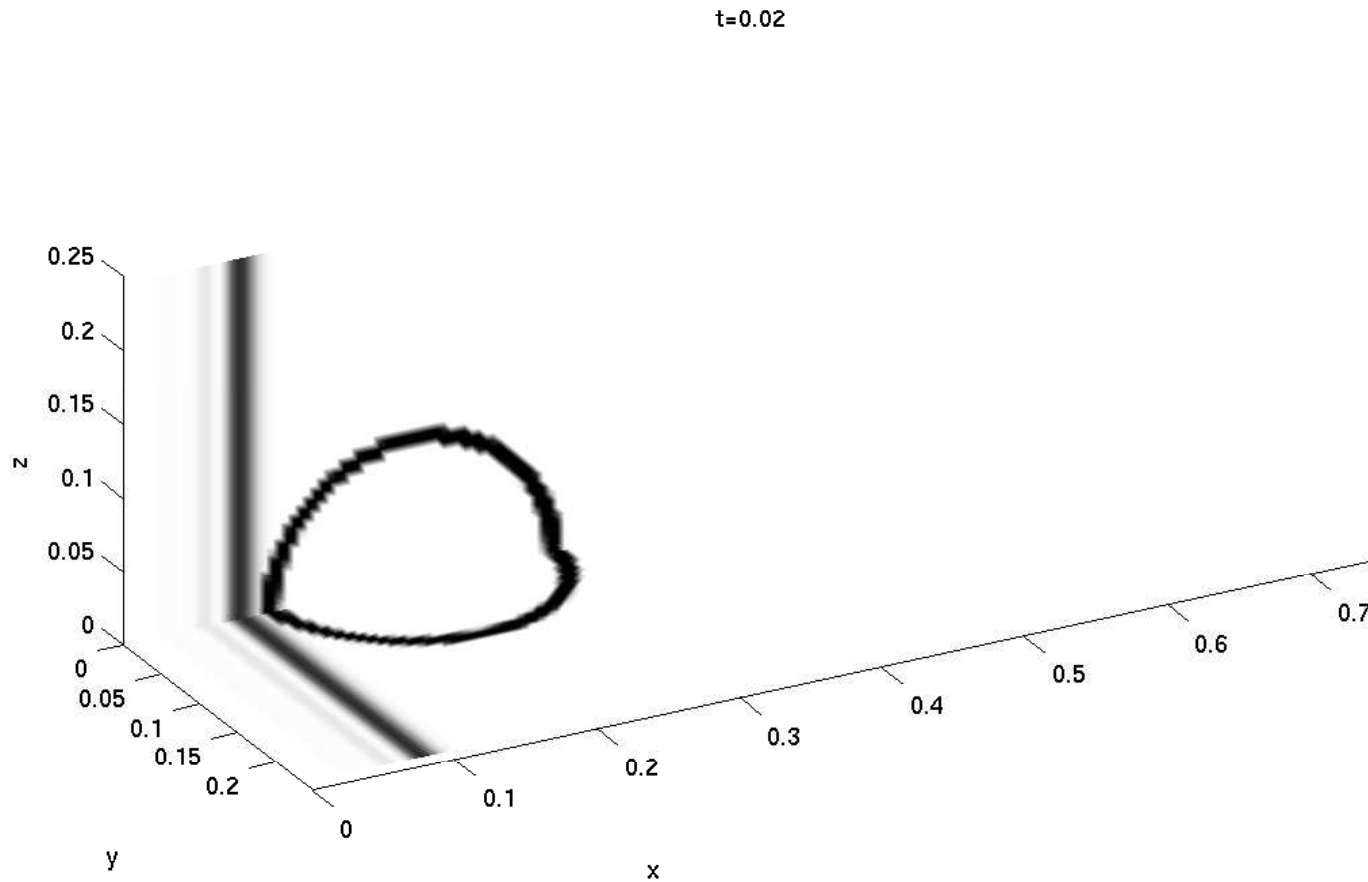
- Numerical schlieren images:  $h_0 = 0.6$ ,  $150 \times 50 \times 50$  grid



# 3D Shock-Bubble (Helium)



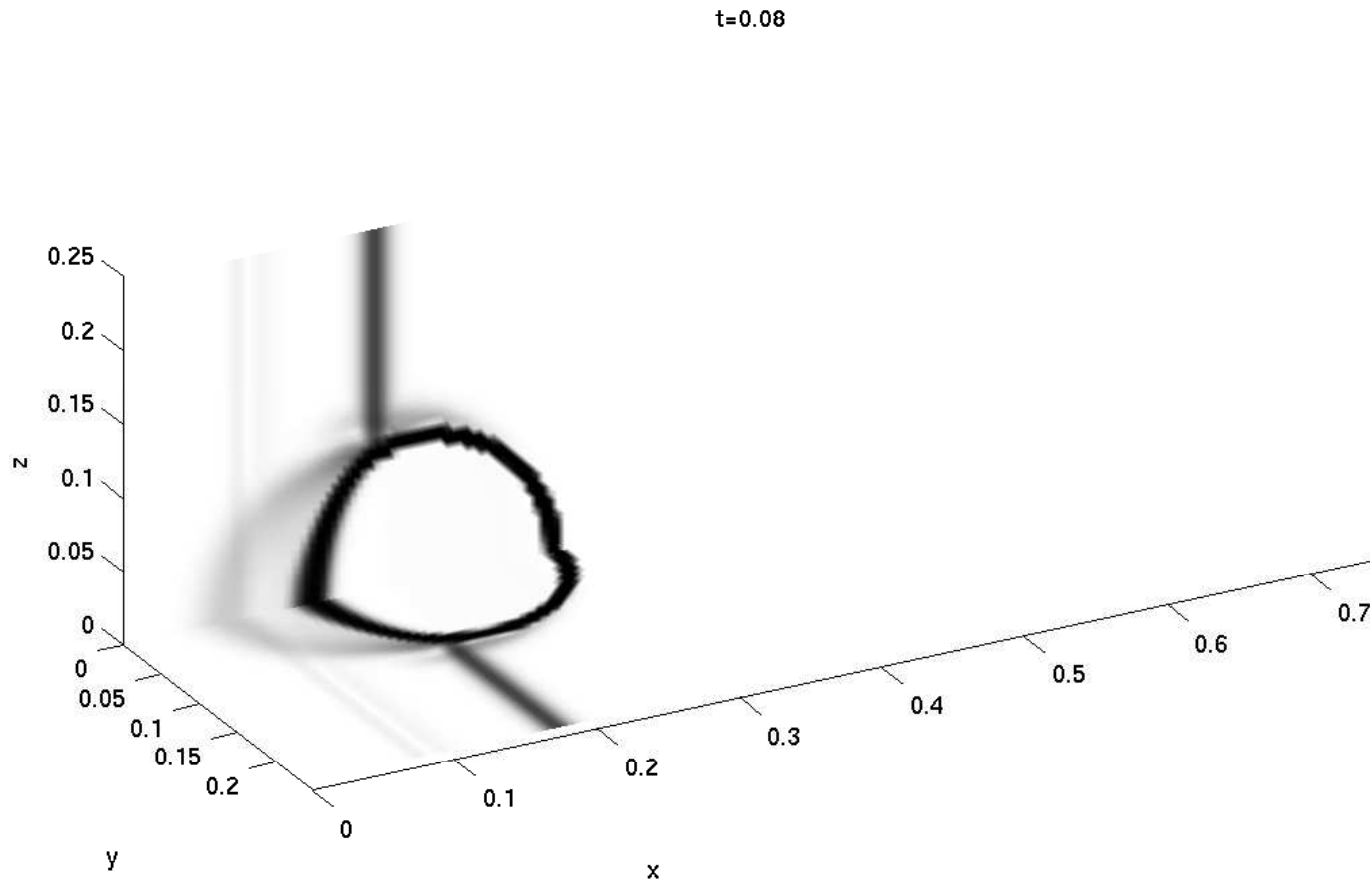
- Numerical schlieren images:  $h_0 = 0.6$ ,  $150 \times 50 \times 50$  grid



# 3D Shock-Bubble (Helium)



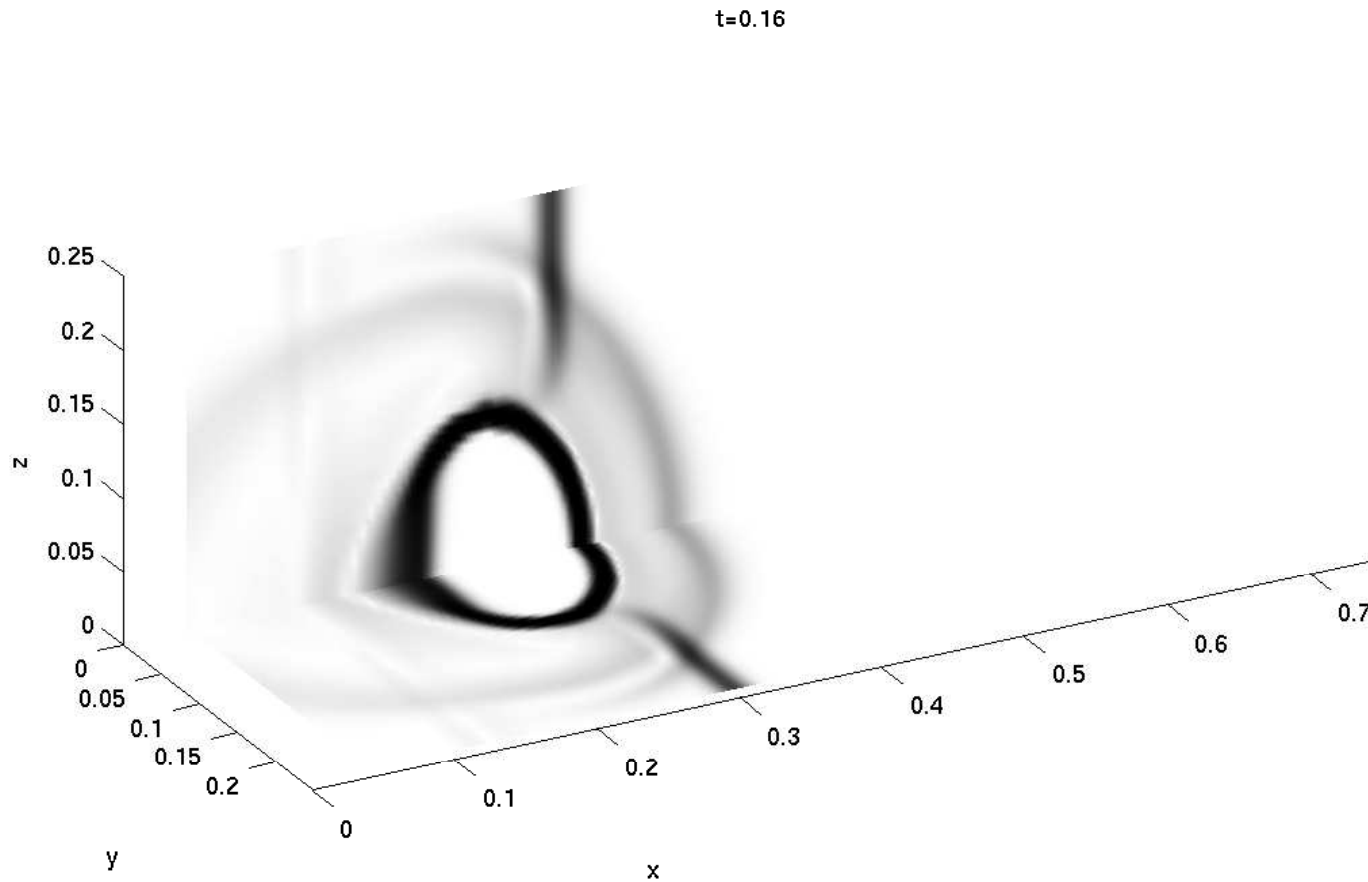
- Numerical schlieren images:  $h_0 = 0.6$ ,  $150 \times 50 \times 50$  grid



# 3D Shock-Bubble (Helium)



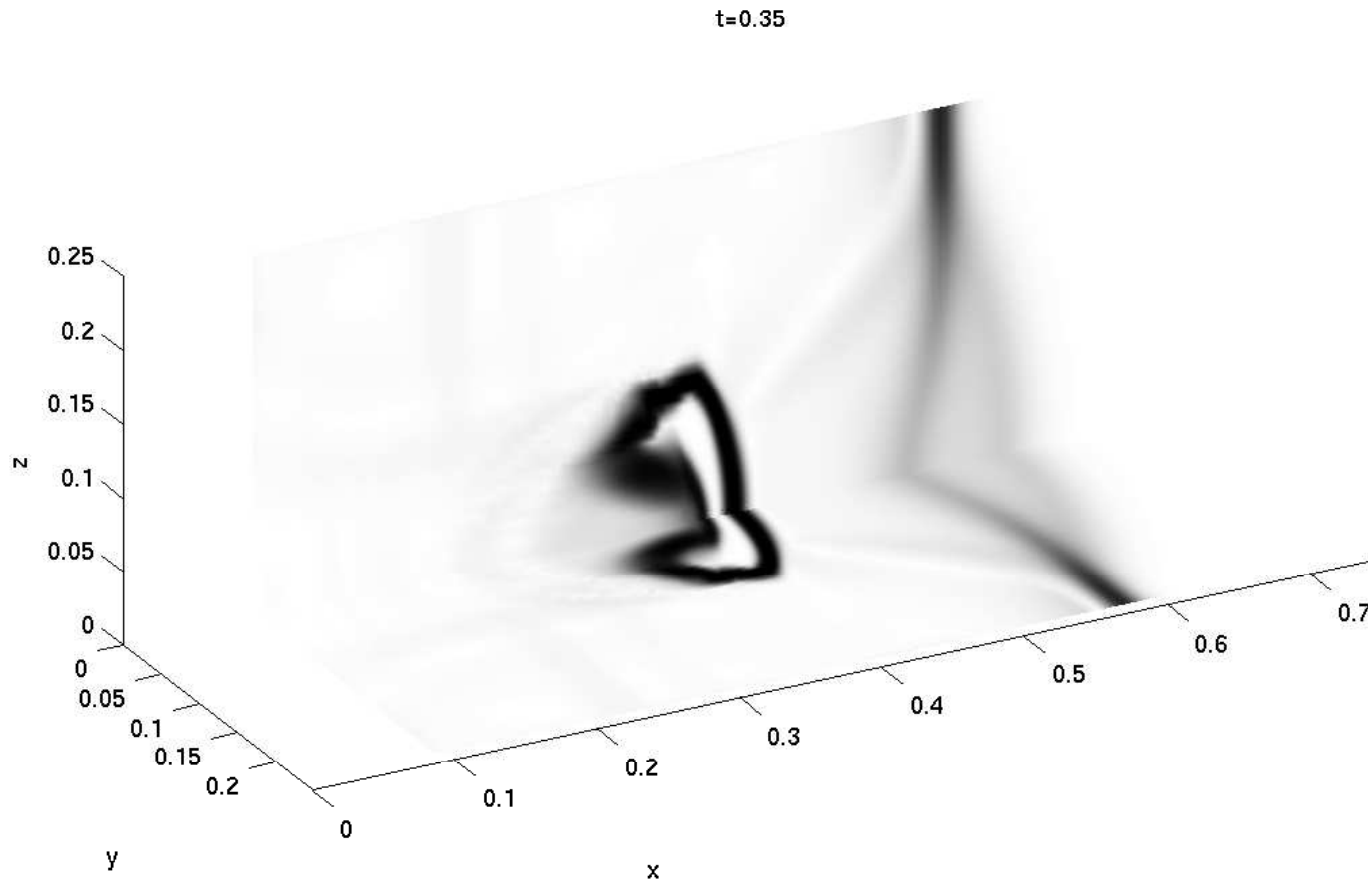
- Numerical schlieren images:  $h_0 = 0.6$ ,  $150 \times 50 \times 50$  grid



# 3D Shock-Bubble (Helium)



- Numerical schlieren images:  $h_0 = 0.6$ ,  $150 \times 50 \times 50$  grid

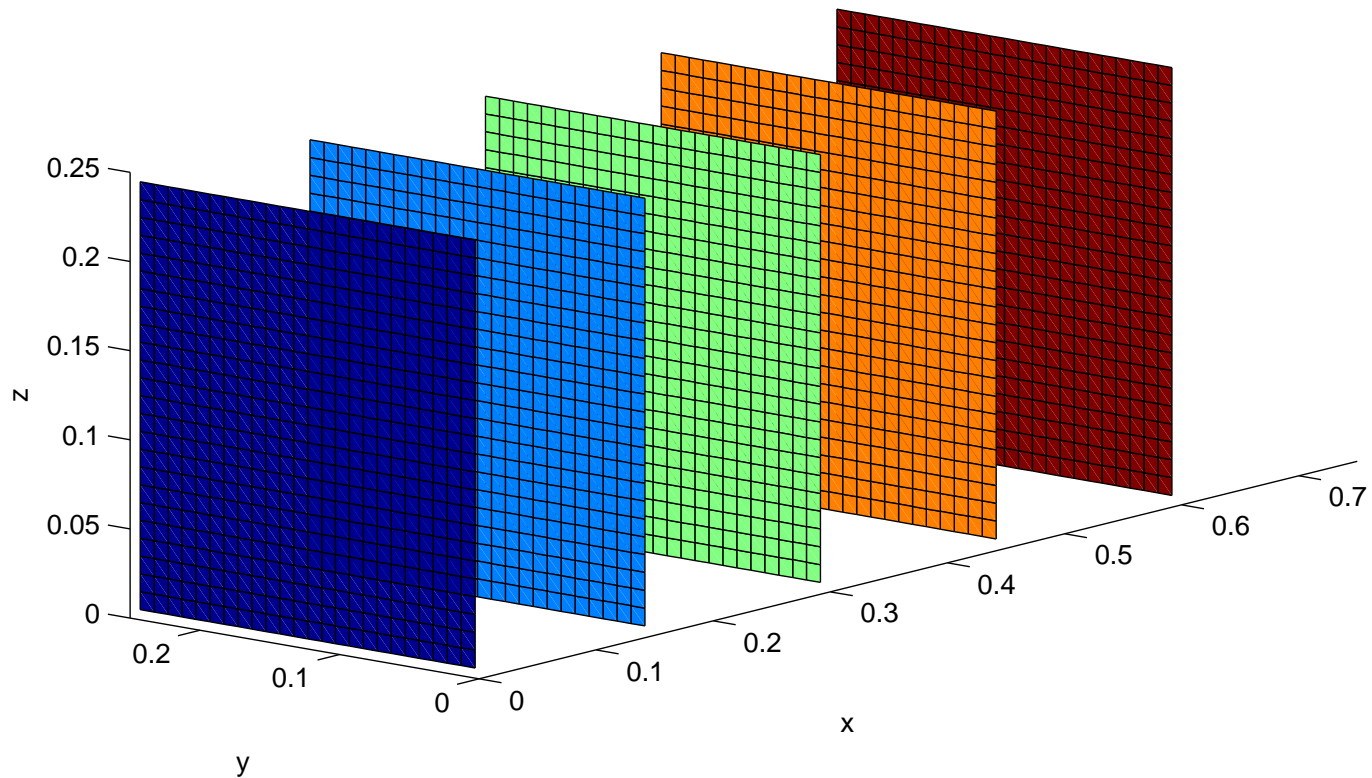


# Shock-Bubble (Helium) (Cont.)



- Grid system (coarsen by factor 2) with  $h_0 = 0.6$

time = 0

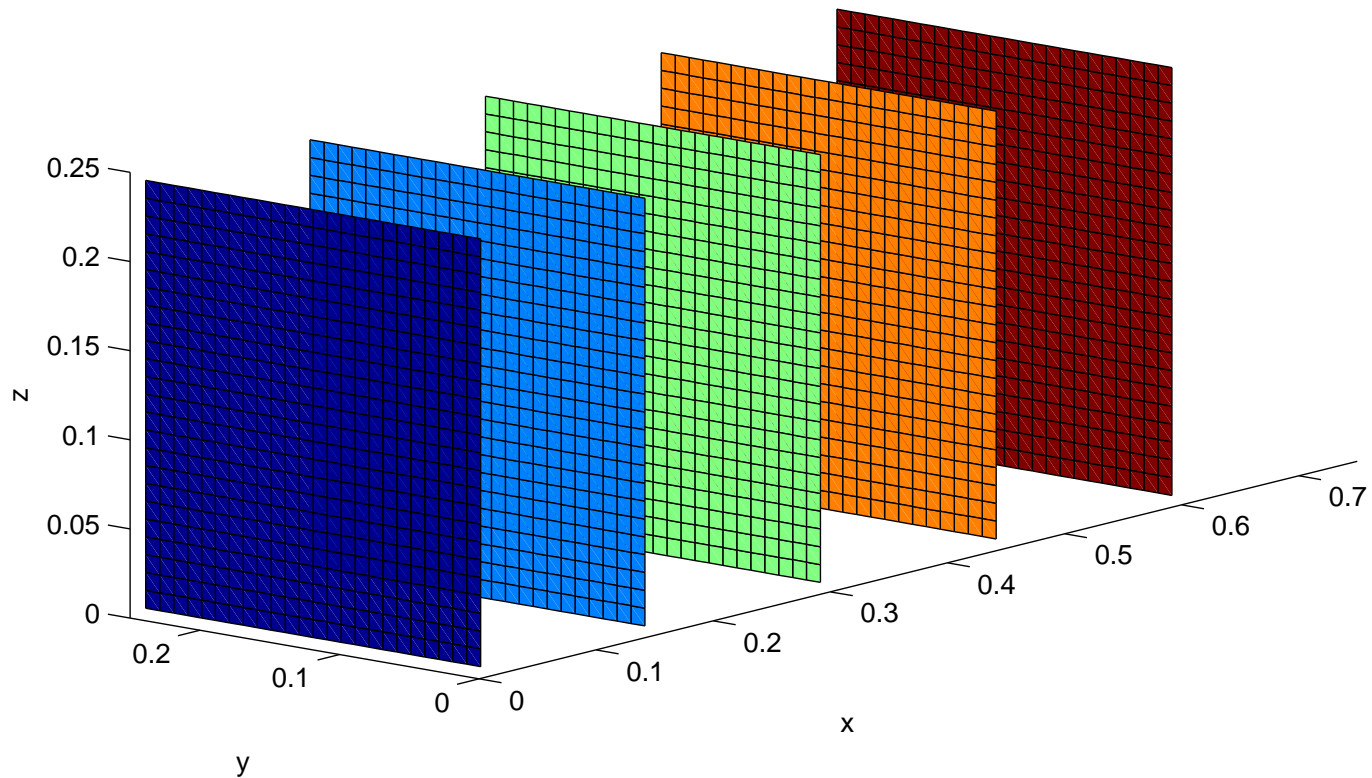


# Shock-Bubble (Helium) (Cont.)



- Grid system (coarsen by factor 2) with  $h_0 = 0.6$

time = 0.02

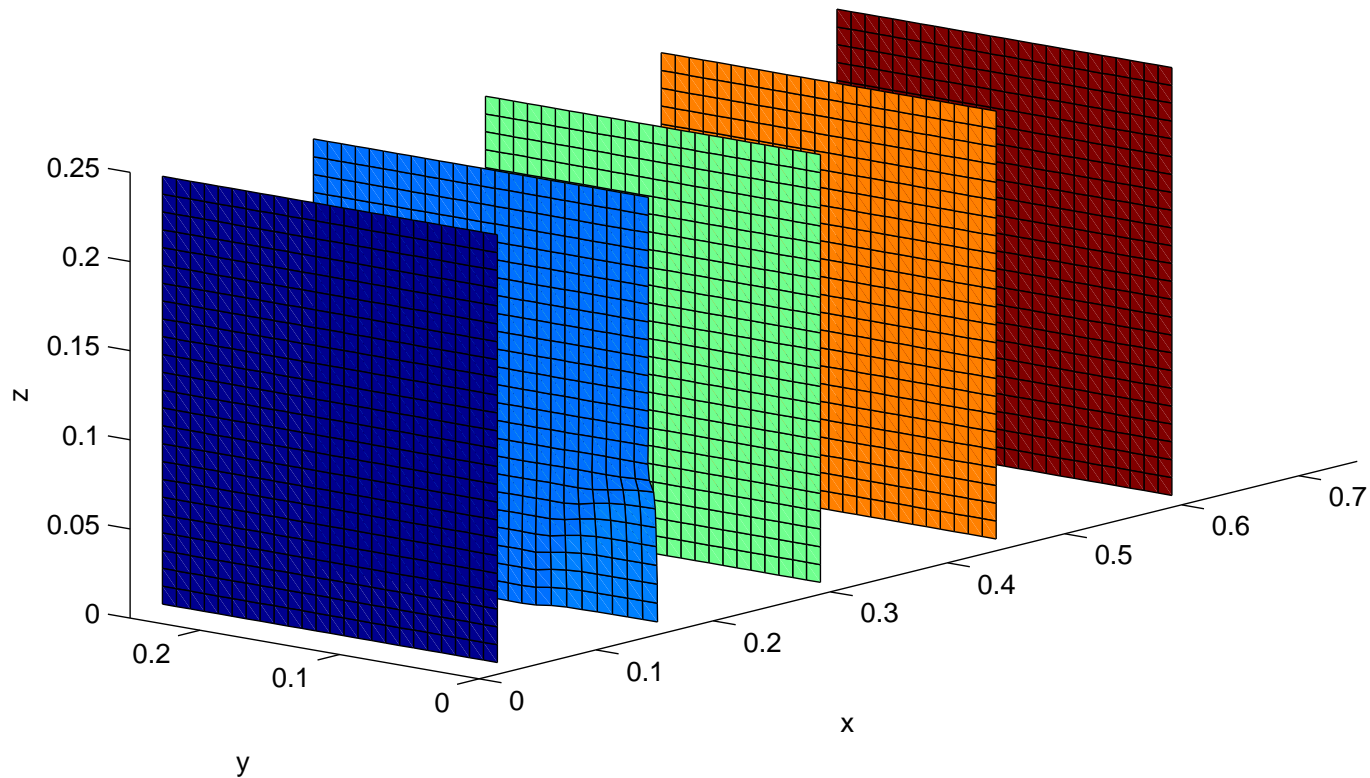


# Shock-Bubble (Helium) (Cont.)



- Grid system (coarsen by factor 2) with  $h_0 = 0.6$

time = 0.08



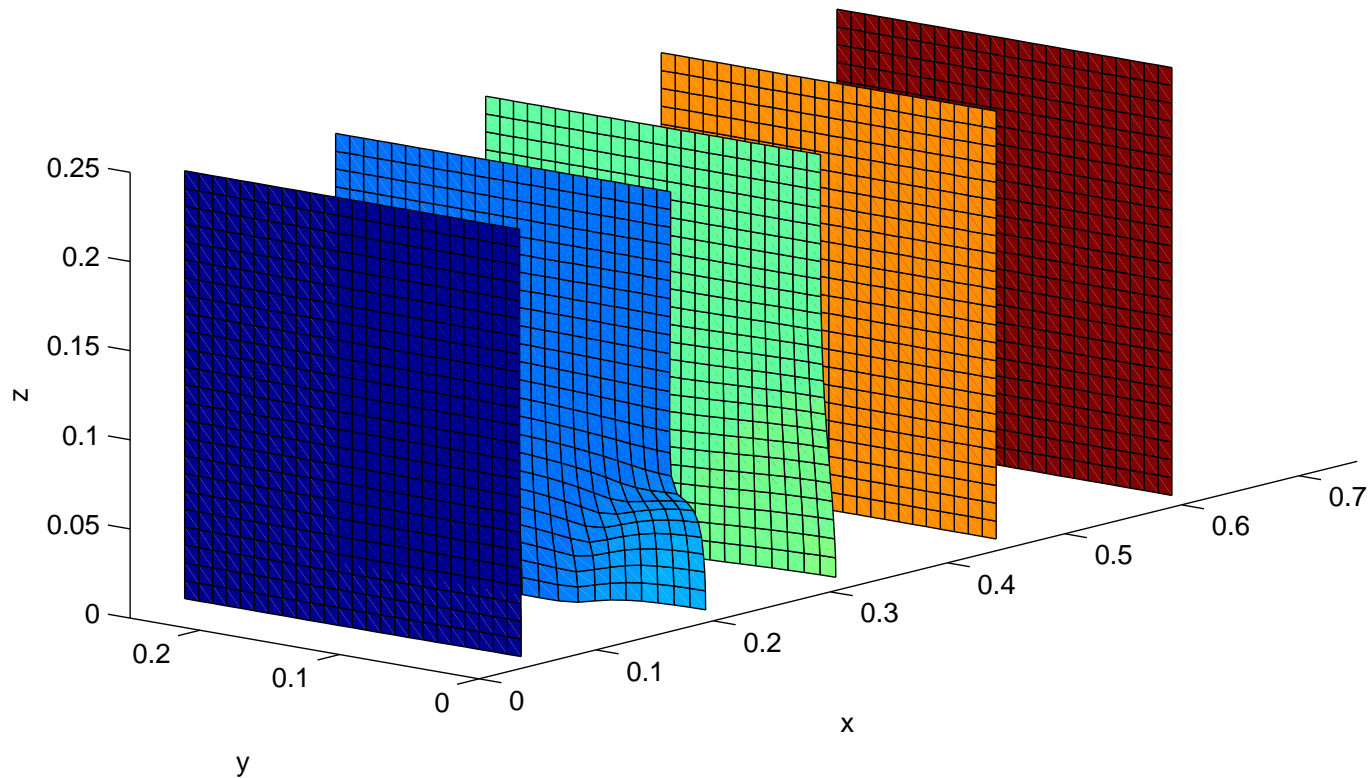


# Shock-Bubble (Helium) (Cont.)



- Grid system (**coarsen** by factor 2) with  $h_0 = 0.6$

time = 0.16

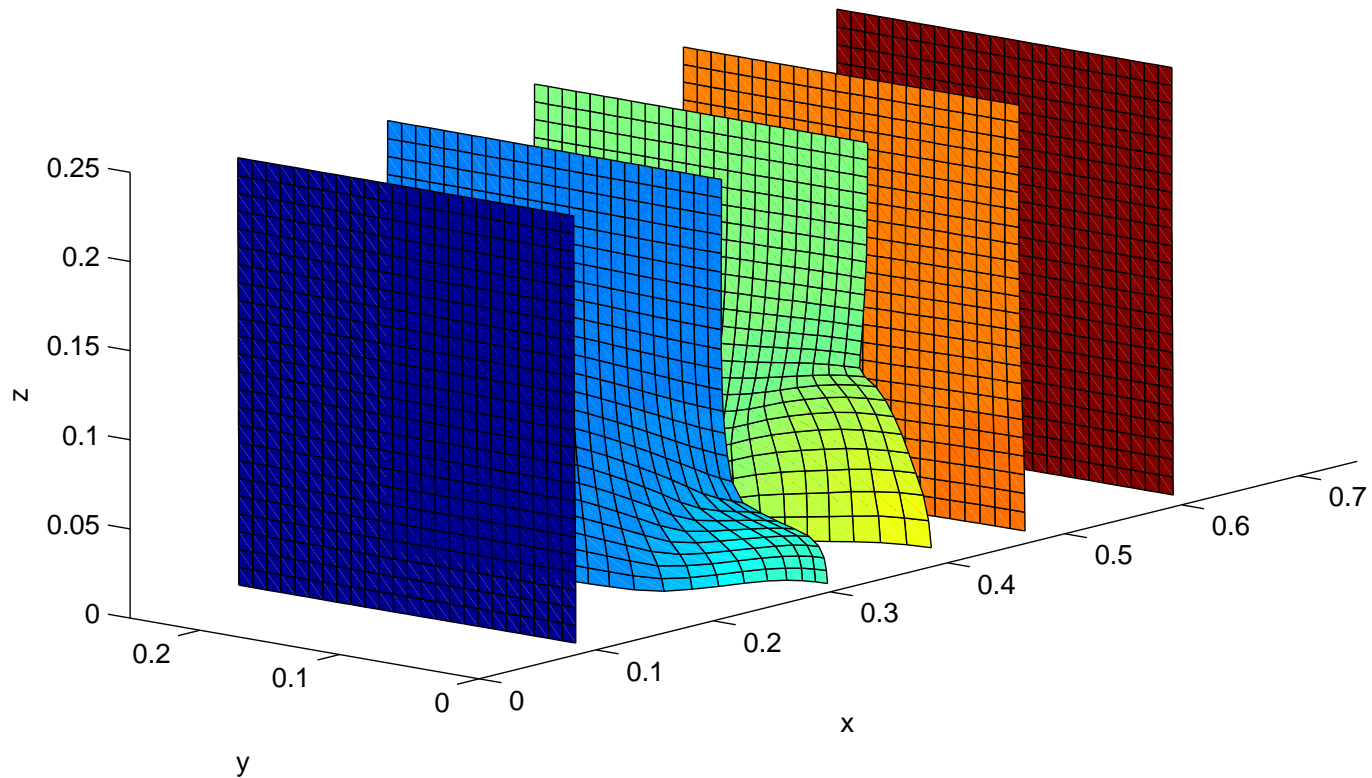


# Shock-Bubble (Helium) (Cont.)



- Grid system (**coarsen** by factor 2) with  $h_0 = 0.6$

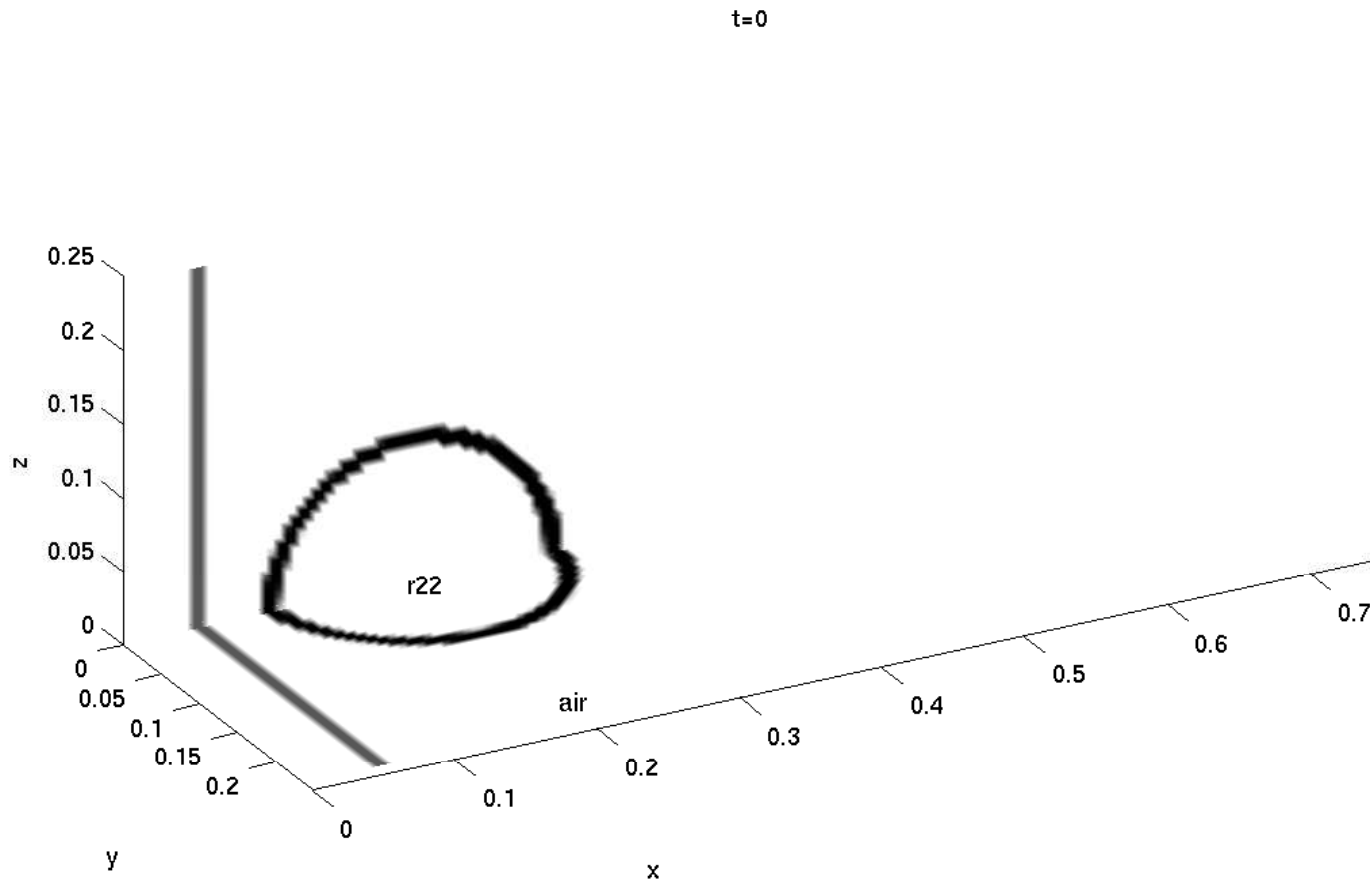
time = 0.35



# 3D Shock-Bubble (Refrigerant)



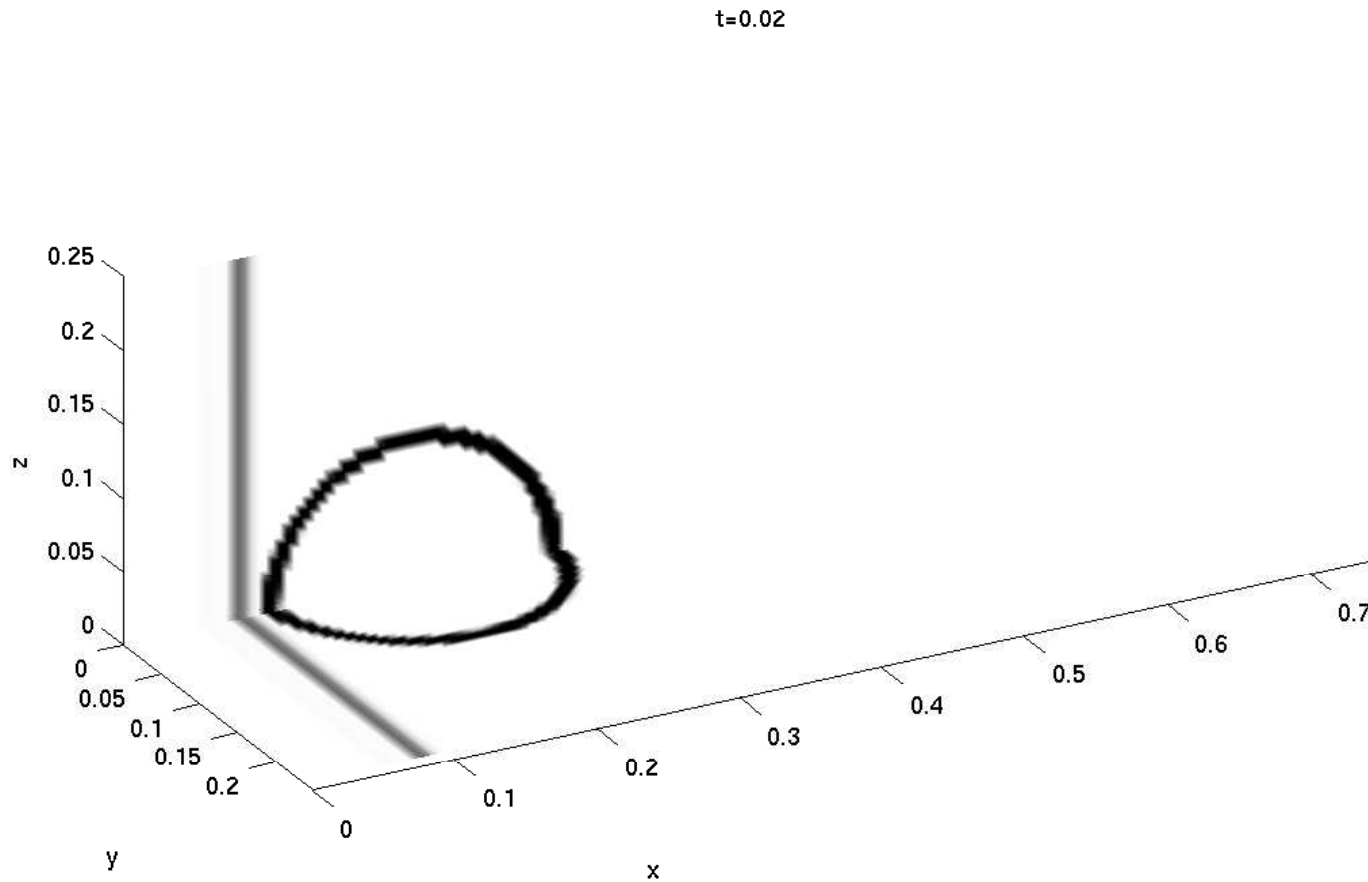
- Numerical schlieren images:  $h_0 = 0.6$ ,  $150 \times 50 \times 50$  grid



# 3D Shock-Bubble (Refrigerant)



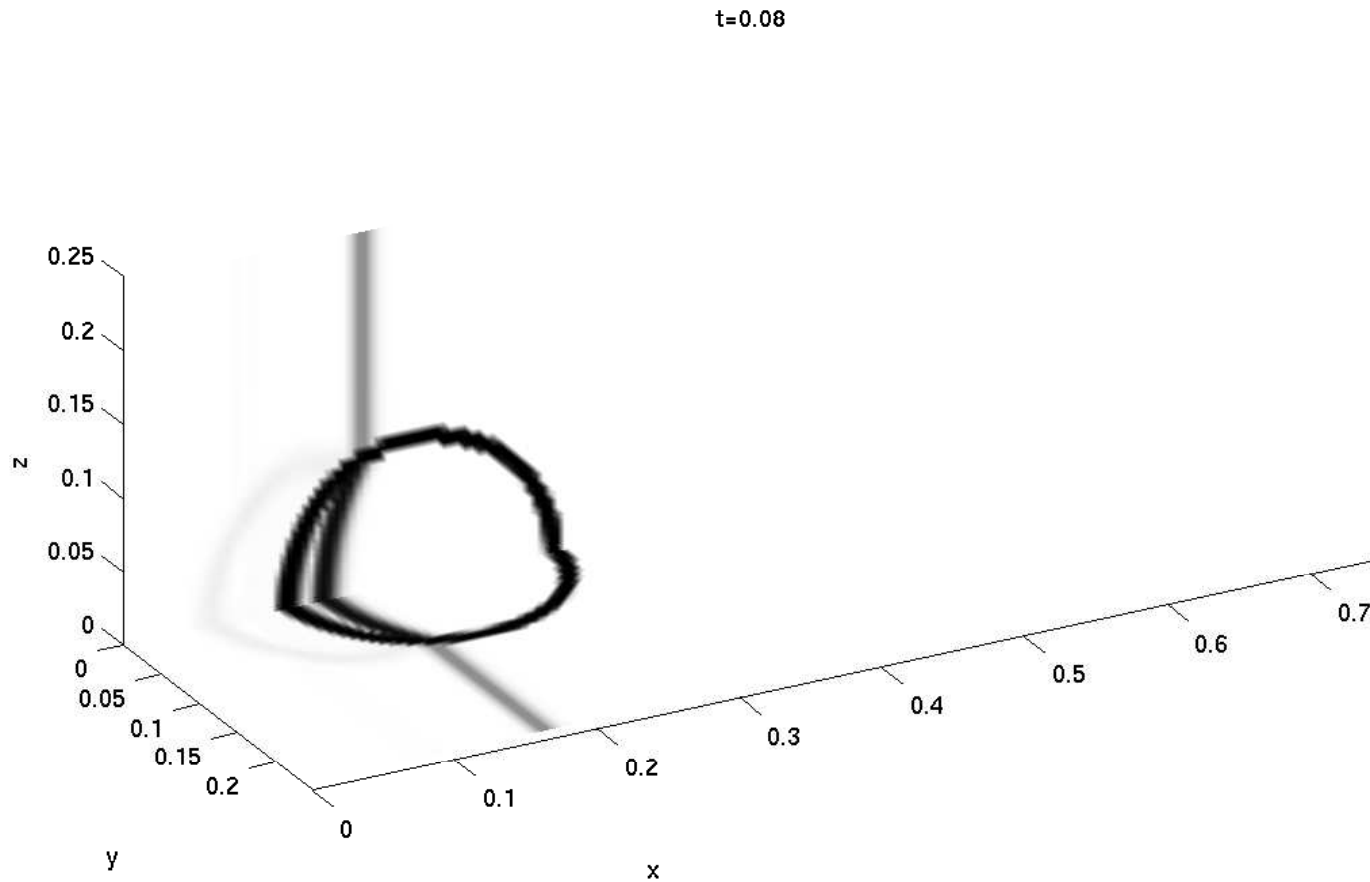
- Numerical schlieren images:  $h_0 = 0.6$ ,  $150 \times 50 \times 50$  grid



# 3D Shock-Bubble (Refrigerant)



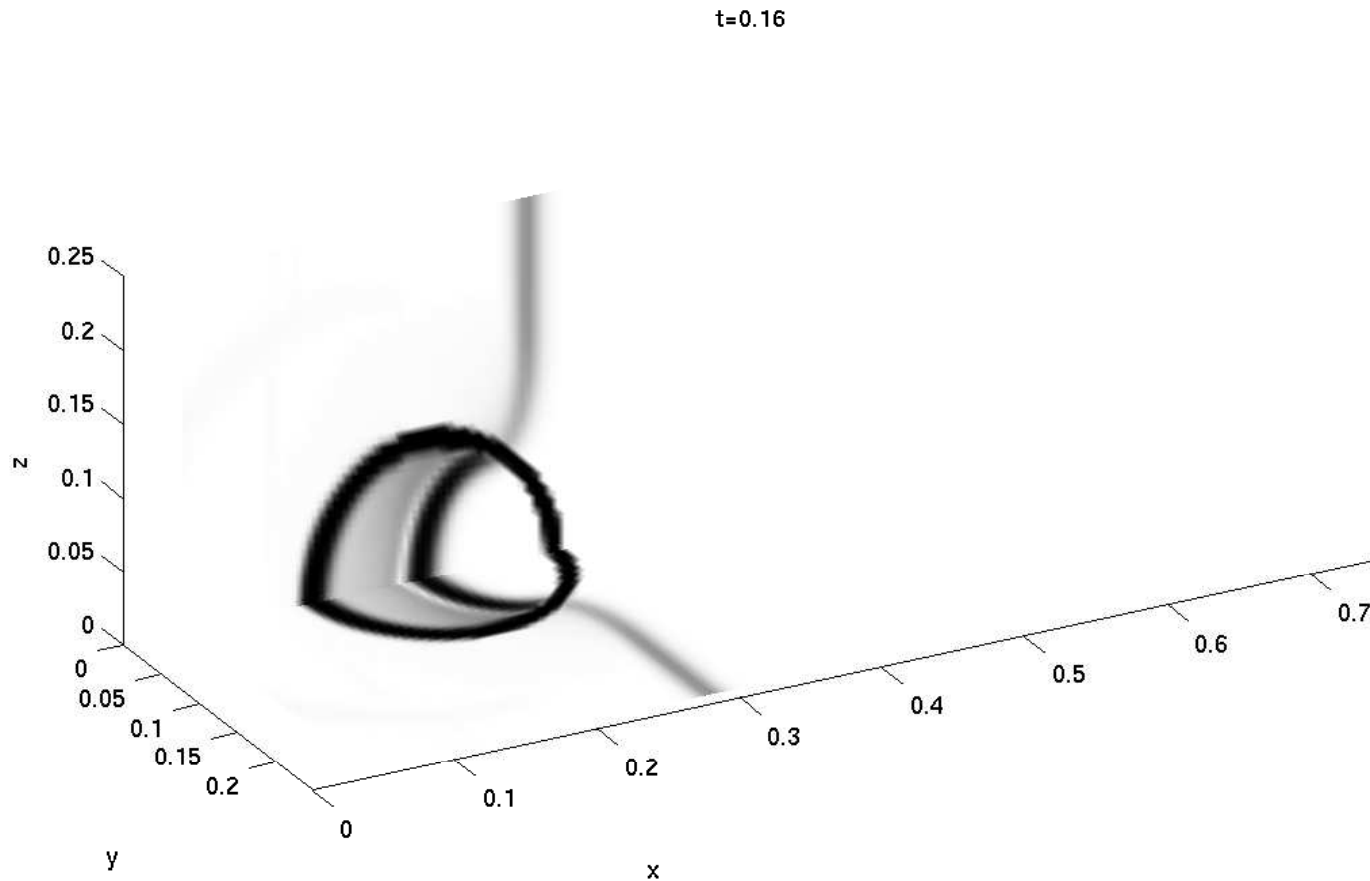
- Numerical schlieren images:  $h_0 = 0.6$ ,  $150 \times 50 \times 50$  grid



# 3D Shock-Bubble (Refrigerant)



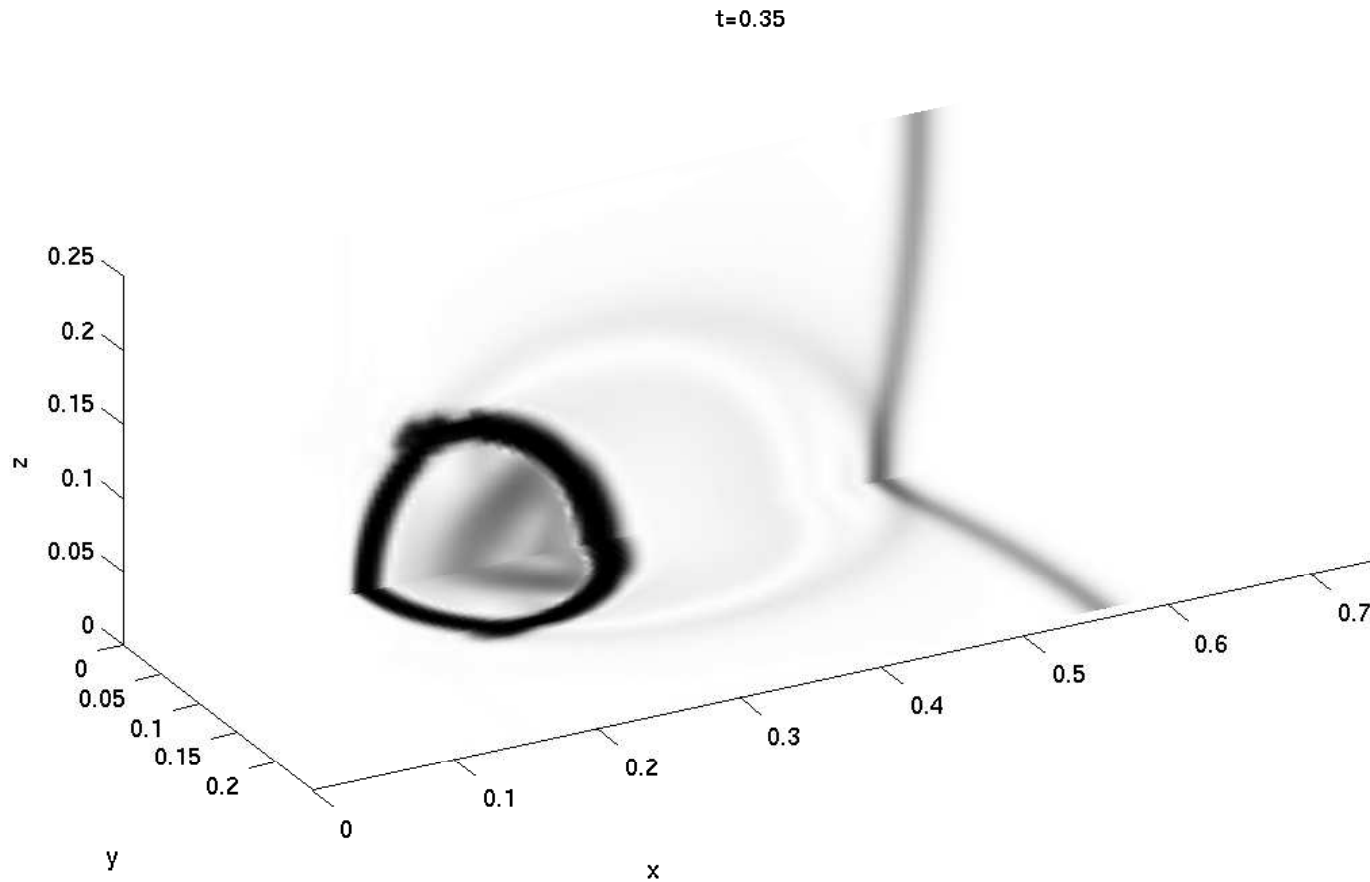
- Numerical schlieren images:  $h_0 = 0.6$ ,  $150 \times 50 \times 50$  grid



# 3D Shock-Bubble (Refrigerant)



- Numerical schlieren images:  $h_0 = 0.6$ ,  $150 \times 50 \times 50$  grid

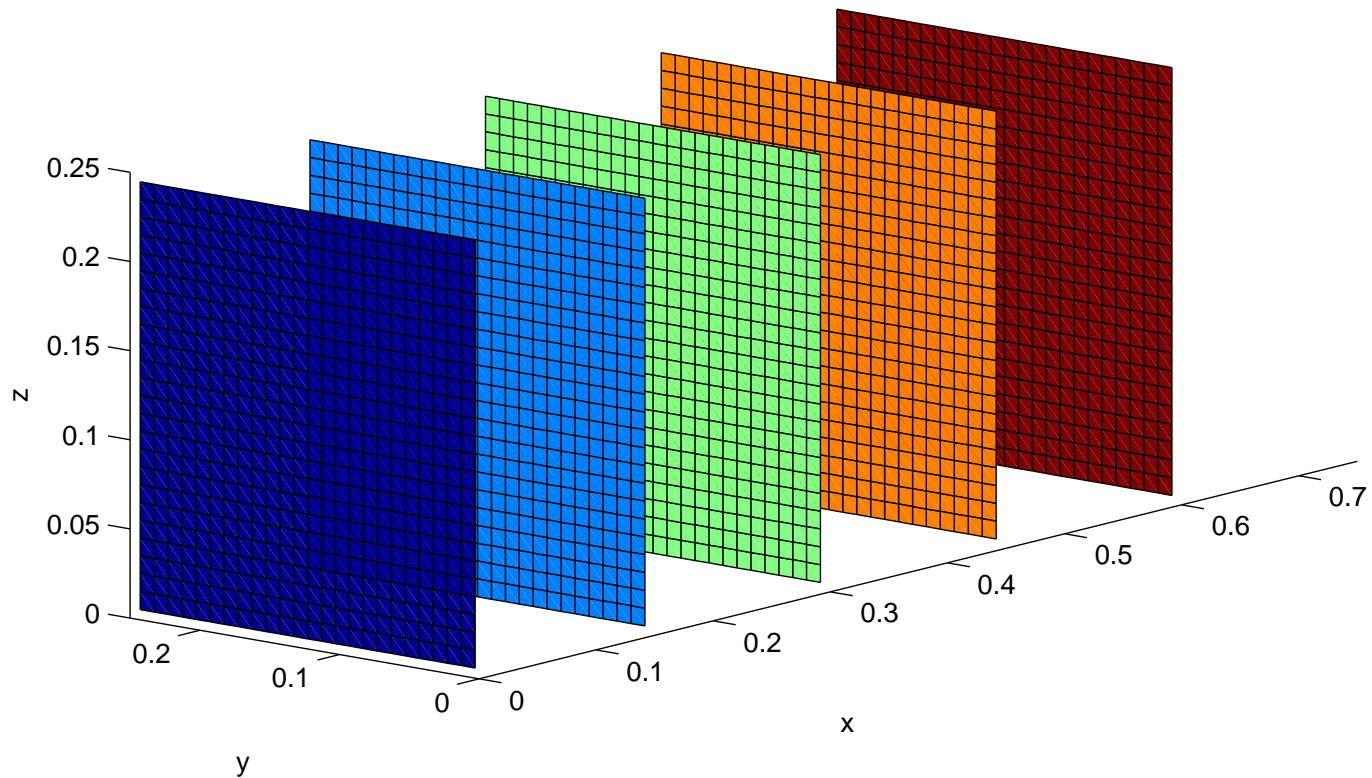


# Shock-Bubble (R22) (Cont.)



- Grid system (**coarsen** by factor 2) with  $h_0 = 0.6$

time = 0



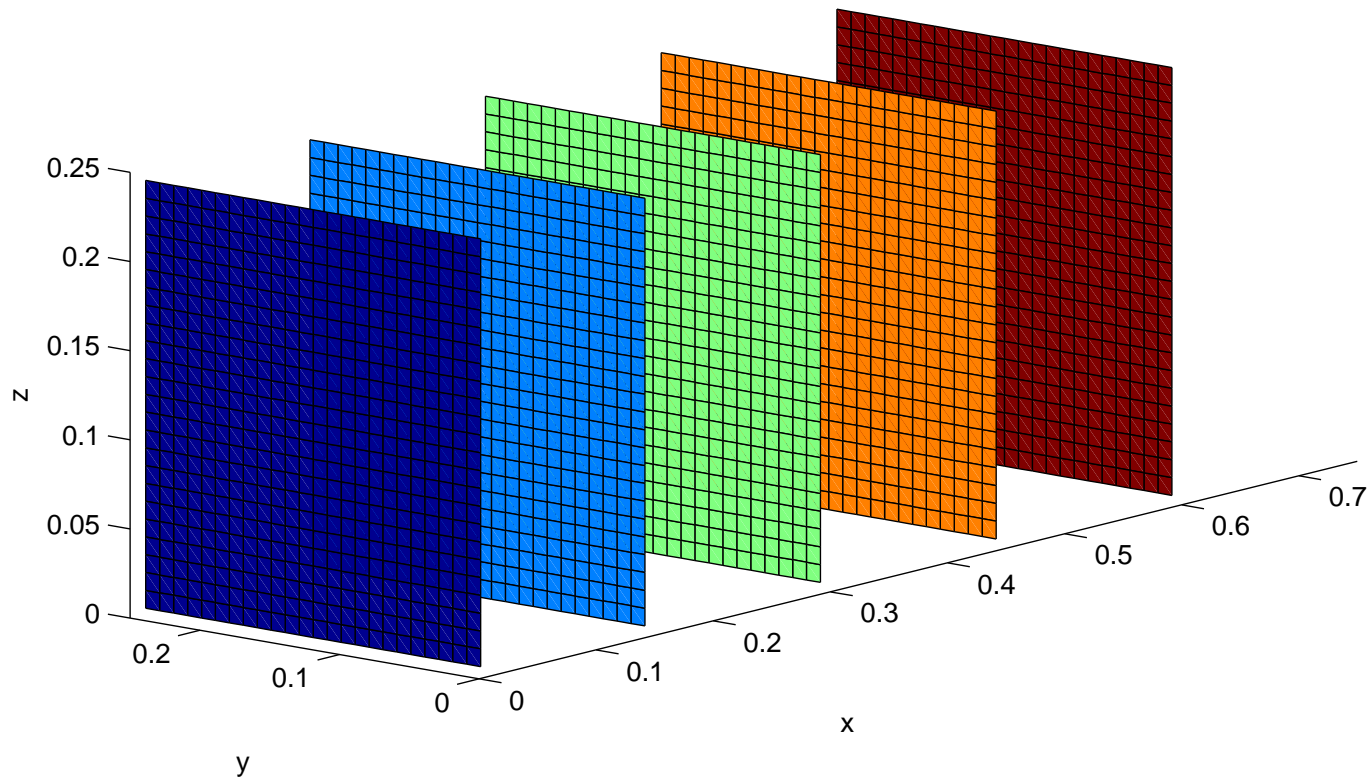


# Shock-Bubble (R22) (Cont.)



- Grid system (**coarsen** by factor 2) with  $h_0 = 0.6$

time = 0.02

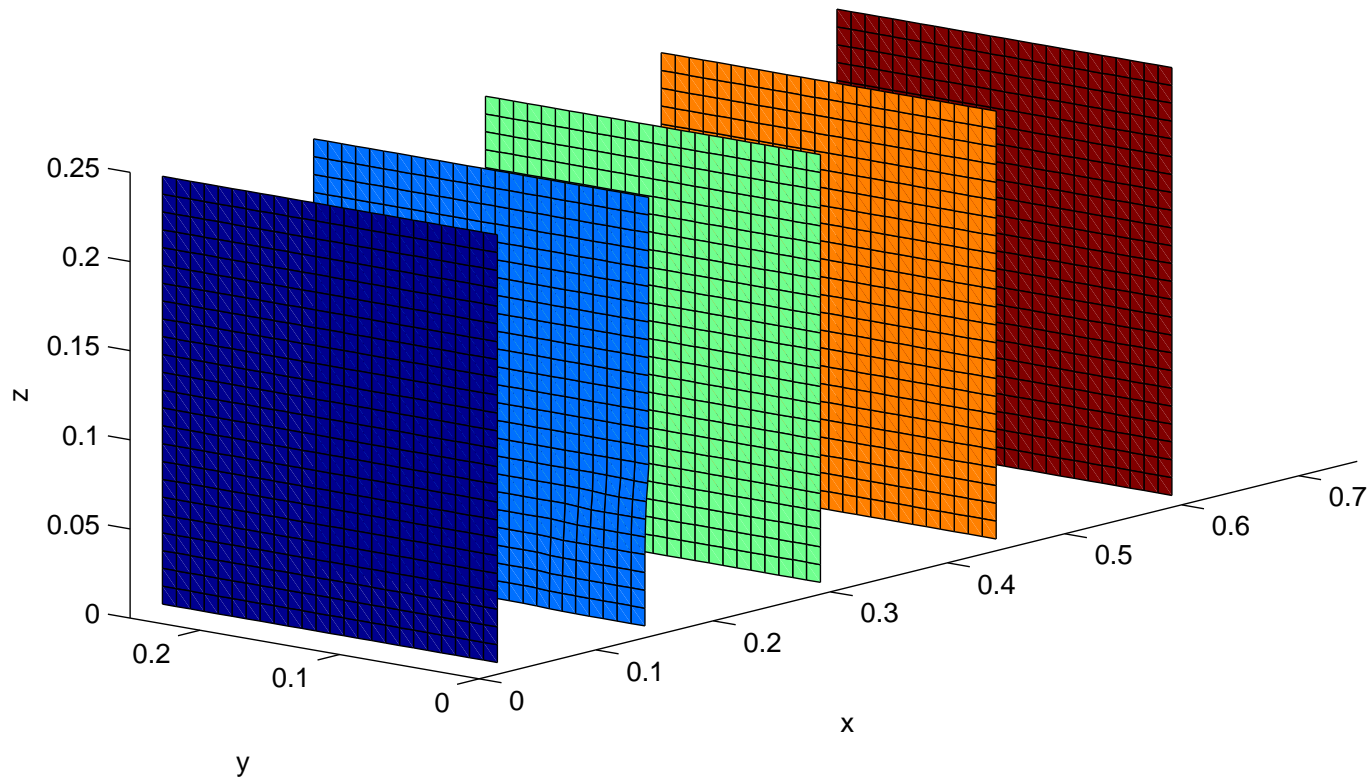


# Shock-Bubble (R22) (Cont.)



- Grid system (**coarsen** by factor 2) with  $h_0 = 0.6$

time = 0.08

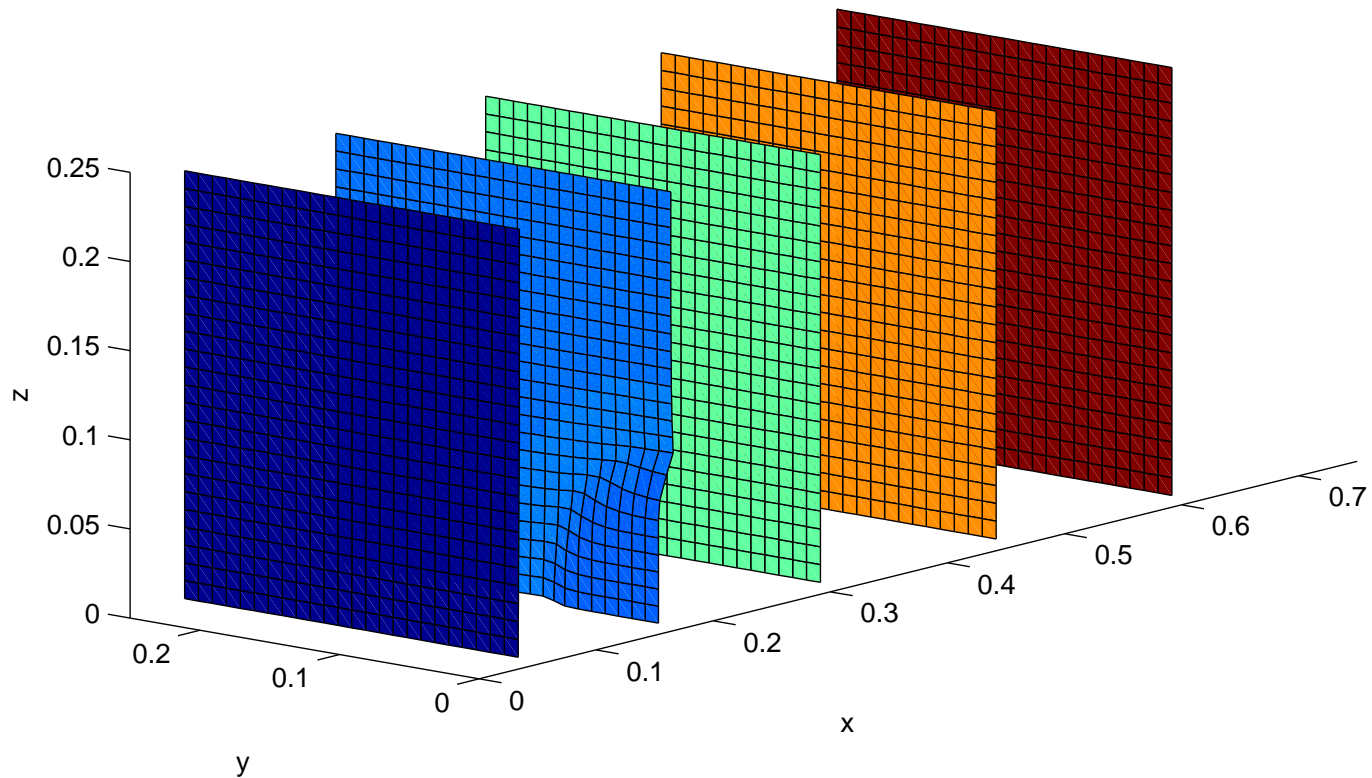


# Shock-Bubble (R22) (Cont.)



- Grid system (coarsen by factor 2) with  $h_0 = 0.6$

time = 0.16

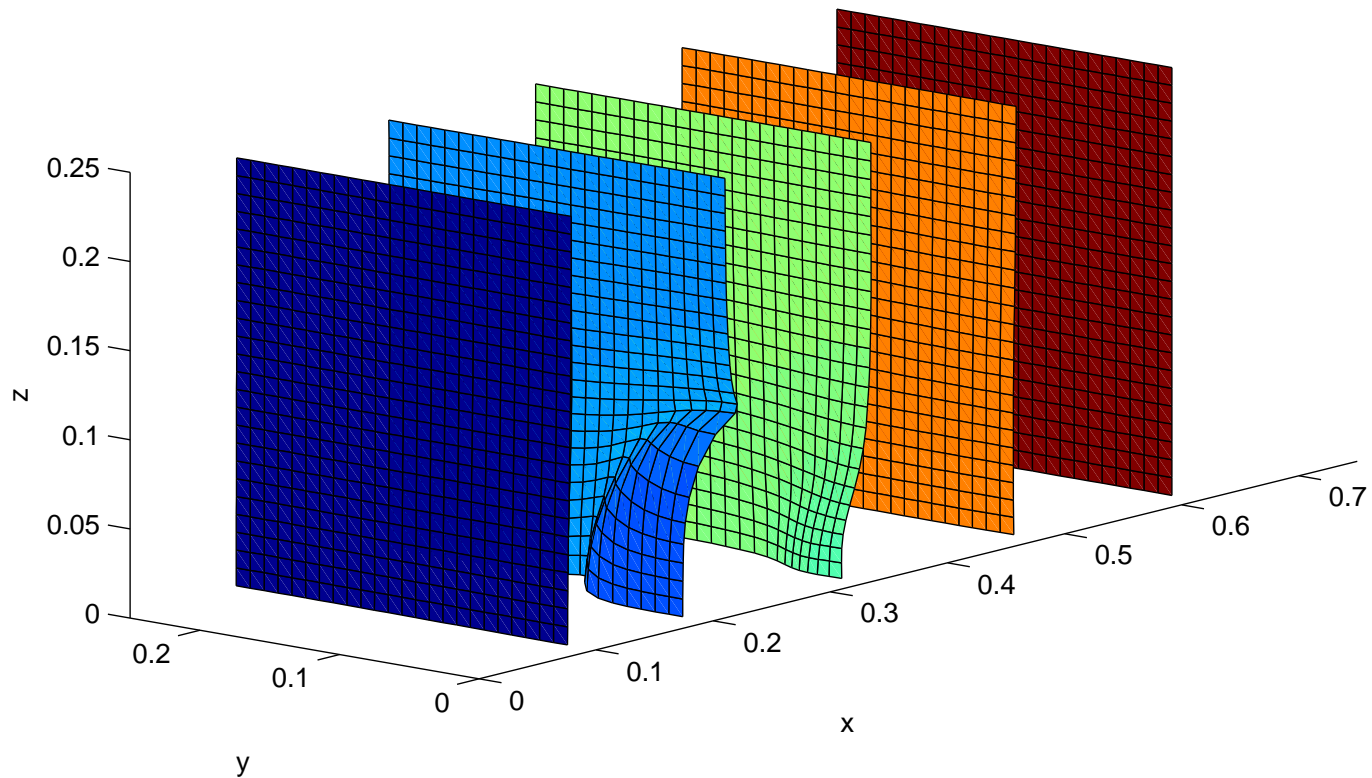


# Shock-Bubble (R22) (Cont.)



- Grid system (**coarsen** by factor 2) with  $h_0 = 0.6$

time = 0.35



# Conclusion



- Have described fluid-mixture type algorithm in generalized **moving-curvilinear** grid
- Have **shown results** in 2 & 3D to demonstrate feasibility of method for practical problems

# Conclusion



- Have described fluid-mixture type algorithm in generalized **moving-curvilinear** grid
- Have **shown results** in 2 & 3D to demonstrate feasibility of method for practical problems
- Future direction
  - Efficient & accurate **grid movement** strategy
  - Static & Moving **3D** geometry problems
  - **Weakly** compressible flow
  - **Viscous** flow extension
  - ...

# Conclusion



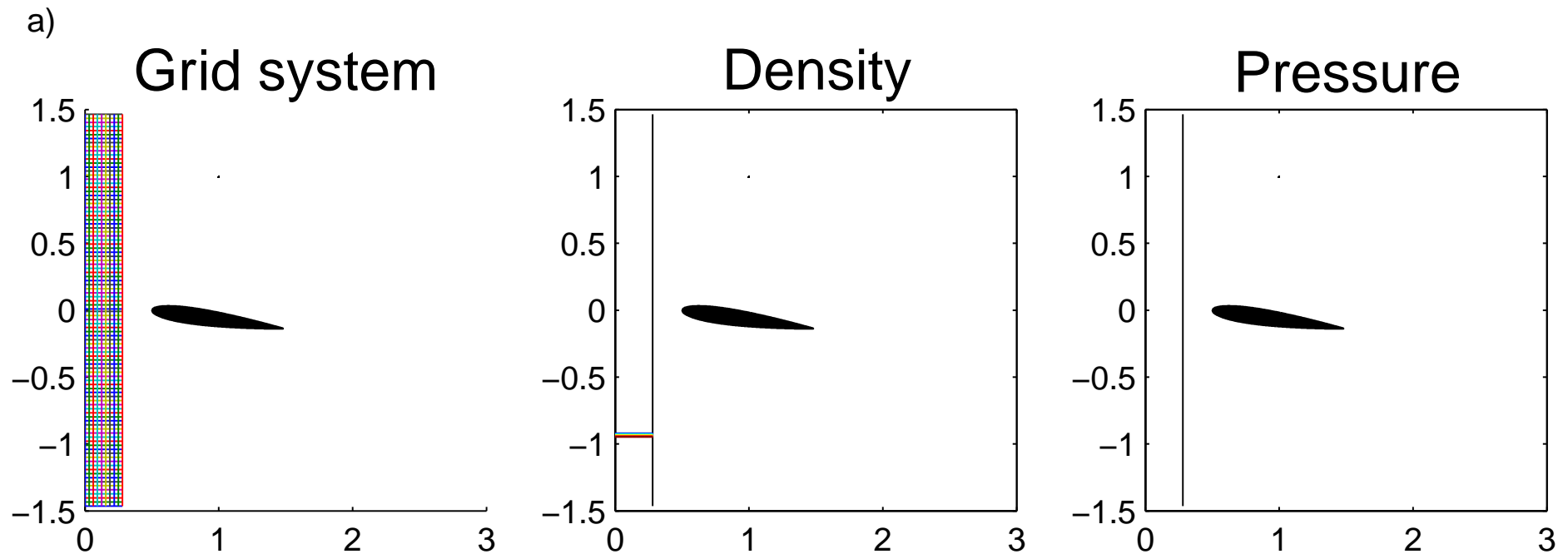
- Have described fluid-mixture type algorithm in generalized **moving-curvilinear** grid
- Have **shown results** in 2 & 3D to demonstrate feasibility of method for practical problems
- Future direction
  - Efficient & accurate **grid movement** strategy
  - Static & Moving **3D** geometry problems
  - **Weakly** compressible flow
  - **Viscous** flow extension
  - ...

## Thank You

# Automatic Time-Marching Grid



- Supersonic NACA0012 over heavier gas





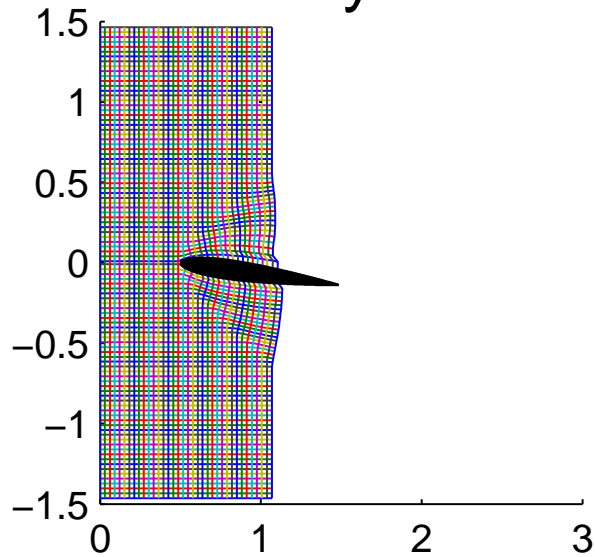
# Automatic Time-Marching Grid



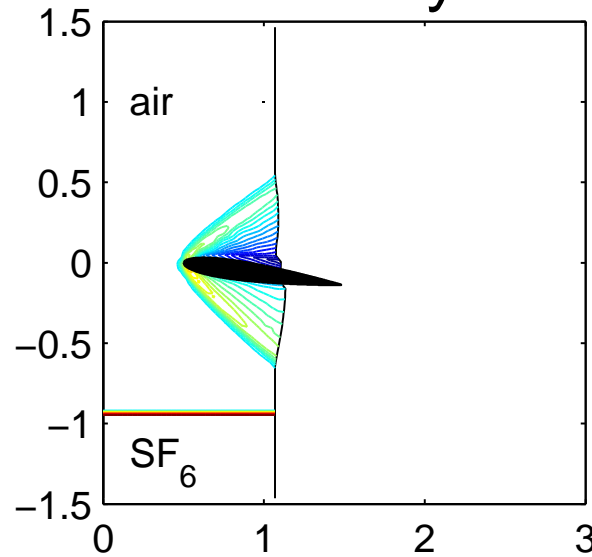
- Supersonic NACA0012 over heavier gas

b)

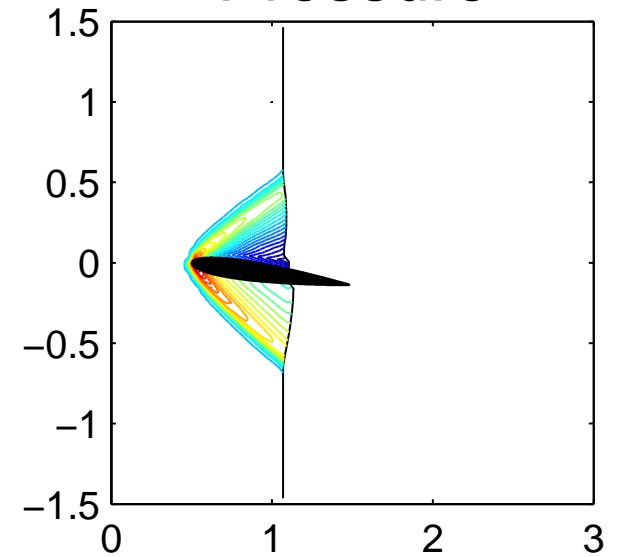
## Grid system



## Density



## Pressure



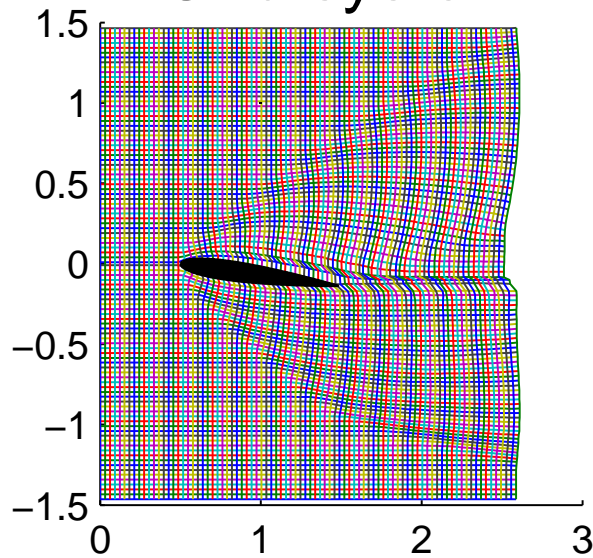
# Automatic Time-Marching Grid



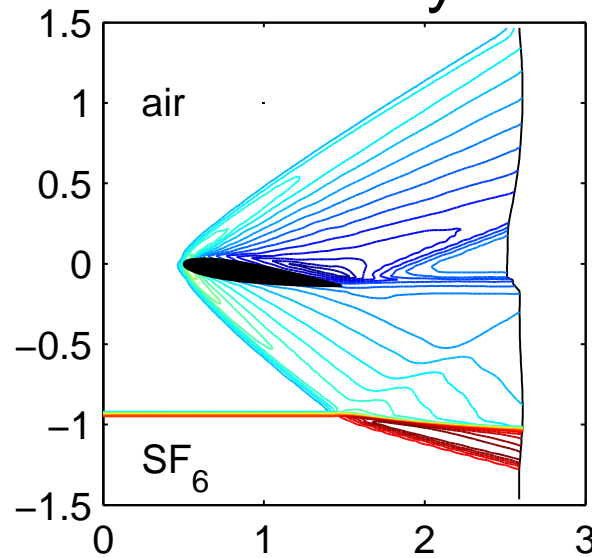
- Supersonic NACA0012 over heavier gas

c)

## Grid system



## Density



## Pressure

